

XCA600L8全地面起重机 / All Terrain Crane

技术规格书


Technical specifications



600 t



96.6 m



143 m



2023年8月 第1版
1st edition, August 2023

目录

Contents

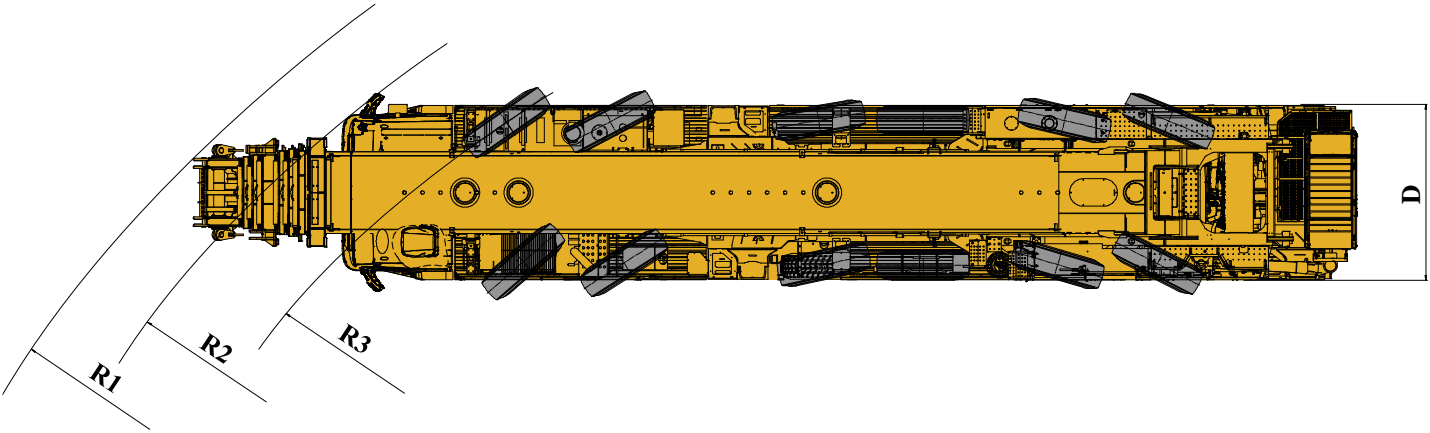
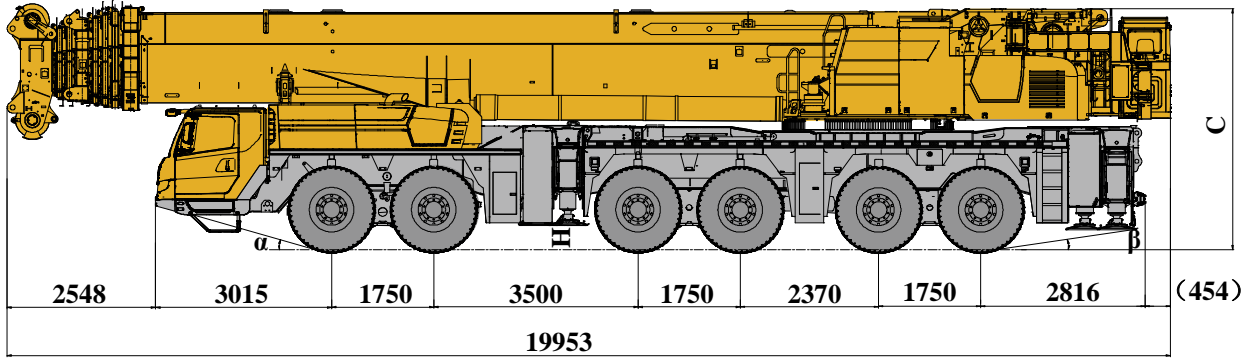
目录


Contents

尺寸参数 Dimensions	4-6
技术规格 Technical specifications	7-12
车型与选装件 Version and optional equipment	13
重量 Weight	14
作业速度 Working speeds	15
平衡重 Counterweight	16
运输部件尺寸 Dimensions and weight of parts transported	17-29
臂架组合方案 Boom / Jib combinations	30-38
主臂 Boom	39-49
超起+五节主臂 Super lift + 5-section boom	50-52
起重性能表 Lifting capacities	
超起+主臂 Super lift + boom	53-59
超起+固定副臂 Super lift+fixed jib	60-128
超起+变幅副臂 Super lift + luffing jib	129-146
主要技术参数 Table of main technical parameters	147-148
符号标识 Description of symbols	149
注意事项 Notes	150

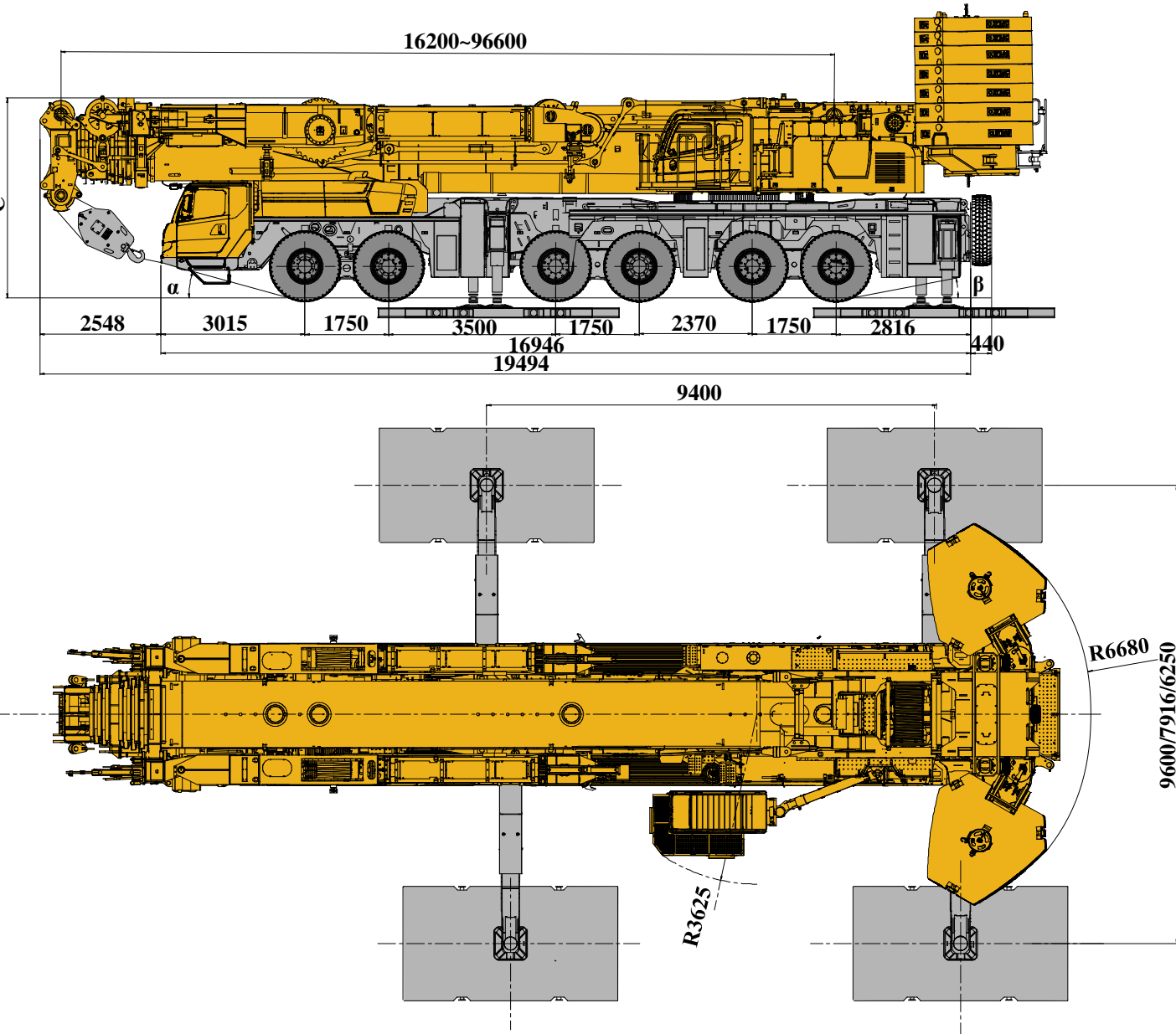
尺寸参数

Dimensions




	α (°)	β (°)	C* (mm)	D (mm)	H (mm)	R1 (mm)	R2 (mm)	R3 (mm)
445/95R25	16	9	4125	3000	370	15100	13540	11700

尺寸参数 Dimensions

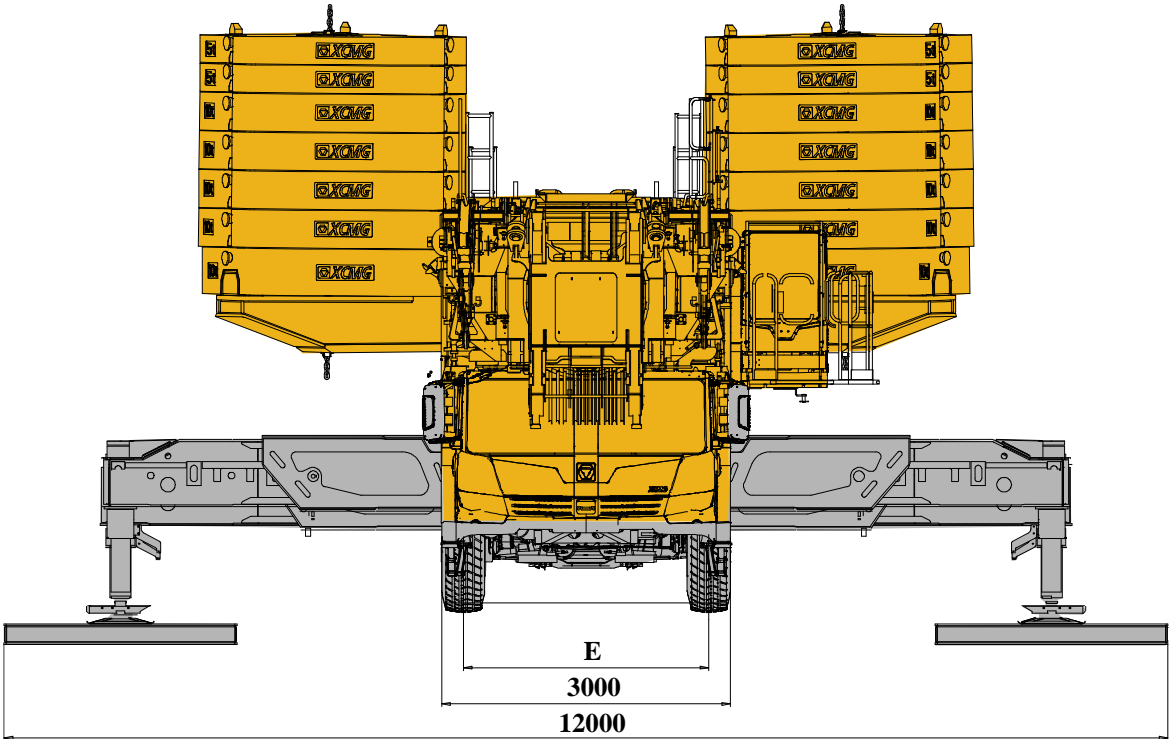



注：整机高度尺寸C为悬挂低位状态。图中平衡重回转半径为平衡重前位，中位7400mm，后位8680mm。

Note: The overall height C is measured when the suspension is at its lowest position. The counterweight turning radius shown in the figure is measured when the counterweight is at the front position, 7400 mm when the counterweight is at the middle position and 8680 mm at the rear position.

	α (°)	β (°)	C* (mm)
445/95R25	16	9	4180

尺寸参数 Dimensions



	E (mm)
445/95R25	2530

技术规格

Technical specifications



底盘

车架	徐工设计、制造，高强度钢材制造。
支腿	4支腿，H形布置，采用双级水平支腿，水平伸缩和垂直伸缩由液压控制。支腿油缸均设有单向阀，且垂直支腿带有双向液压锁；底盘两侧装有电控操纵控制台，控制台板装有夜光水平仪、照明灯和增速按钮。 支脚盘尺寸：700mm×700mm 支腿最大支反力：前支腿176t/后支腿207t
发动机	潍柴发动机 WP15H660E61，直列六缸水冷电控柴油发动机，潍柴动力制造， 额定功率485kW/1800rpm， 最大扭矩3200N.m/900-1400rpm，最大基准扭矩：3500N.m， 国六排放标准。燃油箱容积：600L， 尿素箱容积：90L。
液压系统	变量泵通过取力器联接至发动机，用于支腿、转向、悬挂和散热。
变速箱	Allison自动变速箱，7个前进档，1个倒档，带变矩器、缓速器。
车桥	高强度大承载车桥。配备气控盘式制动器。 1、3、4、5桥驱动，驱动形式12×8。
悬挂	所有车桥均采用油气悬挂系统，减震效果好，具有自动调平、悬架升降、弹性刚性转换等功能。 悬架油缸行程：-100mm~+140mm。

轮胎	445/95 R25 (16.00R25) 轮胎
制动	行车制动：双回路气压制动，作用于所有车轮。 驻车制动：弹簧储能制动，作用于2-6桥。 辅助制动：发动机制动，变速箱缓速制动。
驾驶室	新型钢结构豪华全宽驾驶室，采用悬浮式连接结构，后部装有减震器。配备多功能方向盘，操作便捷。配备电动升降器的安全玻璃、可调式座椅、电动调节后视镜、可调节高度及角度方向盘，倒车显示器、大屏幕彩色液晶显示器等。新型组合式中控台布局安全合理，采用圆弧造型，体现人性化的设计。 标配CD音响、冷暖空调。
电气系统	直流24伏特，2个12伏电池组串联。

技术规格

Technical specifications




上车

结构	徐工设计、制造，高强度钢材制造。
液压系统	电比例闭式泵用于起升、回转，电比例开式泵用于变幅、伸缩；主阀通过插装阀芯的逻辑控制，实现伸缩、变幅等动作；大功率风冷式液压油散热器，有效降低系统油温。
操纵方式	先导电液比例操纵，无级调速，由左右2个操纵手柄及显示界面中虚拟按键控制起重机的全部动作。
主起升机构	由液压马达驱动，内置行星齿轮减速器和常闭式制动器。专用防乱绳卷筒，抗缠绕钢丝绳。
发动机	直列六缸水冷电喷柴油发动机，非四排放。WP7G300E473，潍柴制造。 额定功率：221kW/2200rpm 最大扭矩：1200 N.m / (1400 ~ 1600) rpm， 燃油箱容积：348L 含脱开装置，提升超低温启动能力。
回转机构	三排滚柱外齿式回转支承，双回转机构，由液压马达驱动，内置行星齿轮减速器和常闭式制动器，可连续回转360°，具有动力控制或自由回转的功能，可无级调速。
安全装置	液压平衡阀、液压溢流阀、液压双向锁、力矩限制器；三圈保护器，防止钢丝绳过放；臂头设置高度限位，防止钢丝绳过卷；风速仪，检测高空风速。

操纵室	按人机工程学设计，安全舒适，装有安全玻璃和顶部保护栏；前窗及上窗装有遮阳板推拉式车门，配有带防护栏杆的走台板，方便上下操作室；通过摆臂安装在转台上，可围绕转台上的摆臂安装点前后旋转，方便人员出入，并能绕后铰点向后旋转，扩大视野。
电气系统	直流24伏，采用PLC可编程控制器，CAN总线控制网络，控制系统具有实时检测和故障自诊断功能。
力矩限制器	当实际力矩接近过载时，发出听视觉警报，并在过载之前自动停止危险动作。具有超载记忆功能（黑匣子）和故障自诊断功能。
平衡重	总重140t：含1个平衡重底座20t+平衡重块10t×2 10t×8 5t×4。可实现变位，共三种配重位置，前位，中位，后位。
吊钩	175吨钩
主臂	8节，“U”形截面的筒形焊接结构。采用2缸销伸缩油缸，新型缸销同步驱动机构，确保双缸销同步性，单缸插销伸缩系统更加安全可靠，有46%、92%和全伸模式可供选择。主臂长度：16.2m ~ 96.6m。
超起	Y型，安装在基本臂端部，2倍率超起钢丝绳设计。增加智能辅助张紧功能和应急功能。共三种展开角度，15°，25°，35°。

技术规格

Technical specifications

	上车
重型固定副臂	桁架式焊接结构，采用变幅油缸，可变幅部分长度 6m ~ 42m，翼式连接架固定部分长度7.4m/17.4m/27.4m，其中7.4m/17.4m后接6m ~ 42m，27.4m后接6m ~ 36m；桁架臂部分与XCA350-XCA500L7通用。
变幅副臂	桁架式焊接结构。 变幅副臂：54m ~ 78m；翼式连接架安装组件等部分长度7.7m； 其中，桁架臂部分与XCA350-XCA500L7，通用。
变幅卷扬机构	包括变幅滑轮组，用于变幅副臂的变幅。

技术规格

Technical specifications



Chassis

Frame	Designed and manufactured by XCMG, made of high strength steel.
Outrigger	4 outriggers are arranged in H shape. The 2-stage outrigger beams are adopted. Longitudinal and vertical telescoping movements are hydraulic controlled. Check valve is fitted at each outrigger oil cylinder and each jack is fitted with a double-way hydraulic valve. There is an electric control panel fitted at each side of the chassis with luminous level gauge, lamp and accelerator buttons. Float dimension: 700 mm × 700 mm Max. outrigger reaction force: front outriggers (176 t), rear outriggers (207 t)
Engine	WP15H660E61, in-line, 6 cylinders, water cooled, electric control diesel engine made by Weichai. Rated power: 485 kW/1800 rpm Max. torque: 3200 N.m/900-1400 rpm; max. reference torque: 3500 N.m, compliant with China VI emission standard. Fuel tank capacity: 600 L. AdBlue/DEF tank capacity: 90 L.
Hydraulic system	The variable displacement pump is connected to the engine through PTO for controlling the movements of outriggers, steering, suspension and heat dissipation.
Transmission	ALLISON automatic transmission with torque converter and retarder, 7 forward gears and 1 reverse gear.
Axles	Large bearing axles, equipped with pneumatically controlled disc brake. Axles 1, 3, 4 and 5 for driving; Driving type: 12 × 8 .
Suspension	Hydro-pneumatic suspension system has good shock-absorbing effect. Various functions such as automatic leveling, moving up and down of suspension, and switching over of elastic and rigid suspension are available. The stroke of suspension cylinder is -100 mm ~ +140 mm.

Tires	445/95 R25(16.00R25)
Braking system	Service brake: dual-circuit air pressure brake acting on all wheels. Parking brake: spring applied brake, acting on wheels of axles 2-6; Auxiliary brake: engine brake and transmission retarder brake.
Driver's cab	New full dimension steel structure cab, with suspension connecting structure, is equipped with shock absorbers at the rear of the cab. Multi-function steering wheel is equipped, easy to operate. It is also equipped with adjustable seats, safety glass, electrically operated door window lifter, electric-adjustable mirrors, steering wheel adjustable in height and angle, reverse displayer, and large screen liquid crystal display, etc. New combined central control panel is reasonably arranged with arc shape adopted, presenting human-oriented design concept. CD player, heater and air conditioner are standard.
Electrical system	DC 24 V, with 2 sets of 12 V batteries in series.

技术规格

Technical specifications



Superstructure

Frame	The frame, designed and manufactured by XCMG, is made of high-strength steel.
Hydraulic system	Electric proportional closed pump is used for lifting and slewing operations; electric proportional open pump is used for luffing and telescoping operations. Through logic control of plug-in valve spool, main valve is used to control telescoping and luffing operations; large power air-cooled hydraulic oil cooler can effectively reduce the oil temperature.
Control system	The pilot electric and hydraulic proportional control, stepless speed regulation, all movements of the crane is controlled by two levers at left and right sides and virtual keys on the display screen.
Main winch System	Driven by a hydraulic motor, with build-in planetary gear reducer. Specific anti-disorder rope winding drum and anti-coiling wire rope are available.
Engine	In-line, 6 cylinders, water cooled, electric injection diesel engine, compliant with off-road stage IV emission standard. WP7G300E473, manufactured by Weichai. Rated power: 221 kW/2200 rpm Max. torque: 1200 N.m/(1400~1600) rpm, fuel tank volume: 348 L The hydraulic pump disconnect is adopted to improve the cold starting performance.
Slewing system	Three-point roller external tooth slewing ring with a dual slewing mechanism is driven by hydraulic motor, with built-in planetary gear reducer and constant-closed brake equipped, and may continuously slew 360°. Power control and free slewing function as well as stepless speed regulation are available.
Safety devices	The crane is equipped with hydraulic balance valve, hydraulic relief valve, hydraulic double-way valve, load moment indicator (LMI), lowering limiter to prevent rope over-releasing, anti-two block on the boom head to prevent rope over-winding and anemometer to check the wind speed.

Operator's cab	Designed according to ergonomics, the cab is safe and comfortable. Safety glass is used, and protective grilles are installed above the roof. Sun shields are equipped for windshield and roof window. A sliding door and a front step with protective handrails are available to make it easy and safe to access and exit the cab. The cab is connected with the turntable through a swing arm which enables the cab to tilt forwards/backwards, also making it easy and safe to access and exit the cab. The cab is also able to turn backwards around the rear pivot to enlarge the operator's field of view.
Electrical system	DC 24 V, PLC programmable controller, CAN bus control network, control system with real-time detection and fault self-diagnosis function.
Load moment indicator	When the actual load moment is approaching the overloading value, audible and visual warning will be sent out, and the dangerous operation will be automatically cut off before overloading occurs. Overload memory function (black box) and fault diagnosis function are available.
Counterweight	140 t in total: 20 t base + counterweight slabs 10 t × 2, 10 t × 8, 5 t × 4 There are three counterweight positions: front, middle and rear.
Hook block	175 t
Boom	8-section boom with U-shaped cross-section, welded structure. 2-cylinder pin telescoping cylinder is available. A new type cylinder pin synchronizer driving system is adopted to guarantee the synchrony of the two cylinder pins. The single cylinder pinning telescoping system is safer and more reliable. 46%, 92% and fully-extended telescoping modes can be realized. Boom length: 16.2 m~96.6 m.
Super lift device	Y-shaped, installed at top of base boom, with wire rope with four parts of line available. Intelligent auxiliary tensioning function and emergency function are added. Three unfolding angles: 15°, 25°, 35°.

技术规格

Technical specifications



Superstructure

Heavy-duty fixed jib Lattice-type welded structure with luffing cylinder; the length of luffing part is 6 m~42 m, and the length of fixed part of wing-type connecting bracket is 7.4 m/17.4 m/27.4 m, of which 7.4 m/17.4 m is connected with 6 m~42 m, and 27.4 m is connected with 6 m~36 m; The lattice section is interchangeable with XCA350-XCA500L7.

Luffing jib Lattice welding structure.
Luffing jib: 54 m~78 m; The length of wing-type connecting bracket and mounting assembly is 7.7 m;
The lattice section is interchangeable with XCA350-XCA500L7.

Winch system for luffing jib It consists of sheave block for jib luffing.

车型与选装件

Version and optional equipment

车型 Version	功能描述 Function description
标准型 Standard	主臂+超起配置, 八节主臂96.6m Boom +super lift 8-section boom of 96.6 m
增强型 Strengthened	主臂+超起+重型固定副臂, 八节主臂96.6m, 重型固定副臂63.4m Boom+ super lift + Heavy-duty fixed jib 8-section boom of 96.6 m, and Heavy-duty fixed jib of 63.4 m
全工况型 Full configuration	主臂+超起+重型固定副臂+变幅副臂, 八节主臂96.6m, 重型固定副臂63.4m, 变幅副臂85.7m Boom + super lift+ Heavy-duty fixed jib + luffing jib 8-section boom of 96.6 m, Heavy-duty fixed jib of 63.4 m, and luffing jib of 85.7 m

可选装件 Optional equipment

吊钩 Hook block	230吨钩 230 t hook block	90吨钩 90 t hook block	40吨钩 40 t hook block
独立臂头 Independent jib head	桁架式焊接结构, 长0.7m, 装于第5节主臂 Lattice welding structure, 0.7 m in length, installed on the 5 th boom section.		
轻型 固定副臂 Light fixed jib	桁架式焊接结构, 具有0°、20°、40°三种固定副臂安装角, 可变幅部分长度 6m~42m, 翼式连接架固定部分长度14.5m/23.5m (带超起); 桁架臂部分与XCA300、XCA300_1、XCA300L8、QAY300A、XCA400L8通用。 Lattice welded structure, with three fixed jib offset angles of 0°, 20° and 40°, the length of the luffing part is 6 m~42 m, the length of the fixed part of the wing-type connecting bracket is 14.5 m/23.5 m (with super lift); The lattice section is interchangeable with XCA300, XCA300_1, XCA300L8, QAY300A, XCA400L8.		

OBU装置

OBU device

注释: 可选装件为通用可选, 三种车型都可选择。

可选的轮胎在备件销售部购买, 采购选配轮胎需更换下标配轮胎。

Notes:

The optional equipments are available for three versions.

The optional tires can be purchased in XCMG spare parts sales department. Replace the standard tires when purchasing the optional tires.

重量 Weight



	1	2	3	4	5	6	总重量 Total weight
t	19.35	19.4	19.8	19.6	19.35	18.85	116.35t

注: Notes:

116.35 t: 上路行驶状态

On-road travel configuration under 116.35t

上车: 不携带起重吊钩、钢丝绳、平衡重、超起、重型固定副臂、变幅副臂;

下车: 不携带备胎及备胎支架。

Superstructure: hook block, wire rope, counterweight, super lift, Heavy-duty fixed jib, luffing jib are removed.

Chassis: spare tire and its bracket are removed.







	倍率 Parts of line	吊钩重量 Weight (kg)	吊钩尺寸 Dimensions (mm)
175 t	15	3000	2250×950×750
90 t	7	1800	1950×700×750
40t	3	1500	1700×500×750

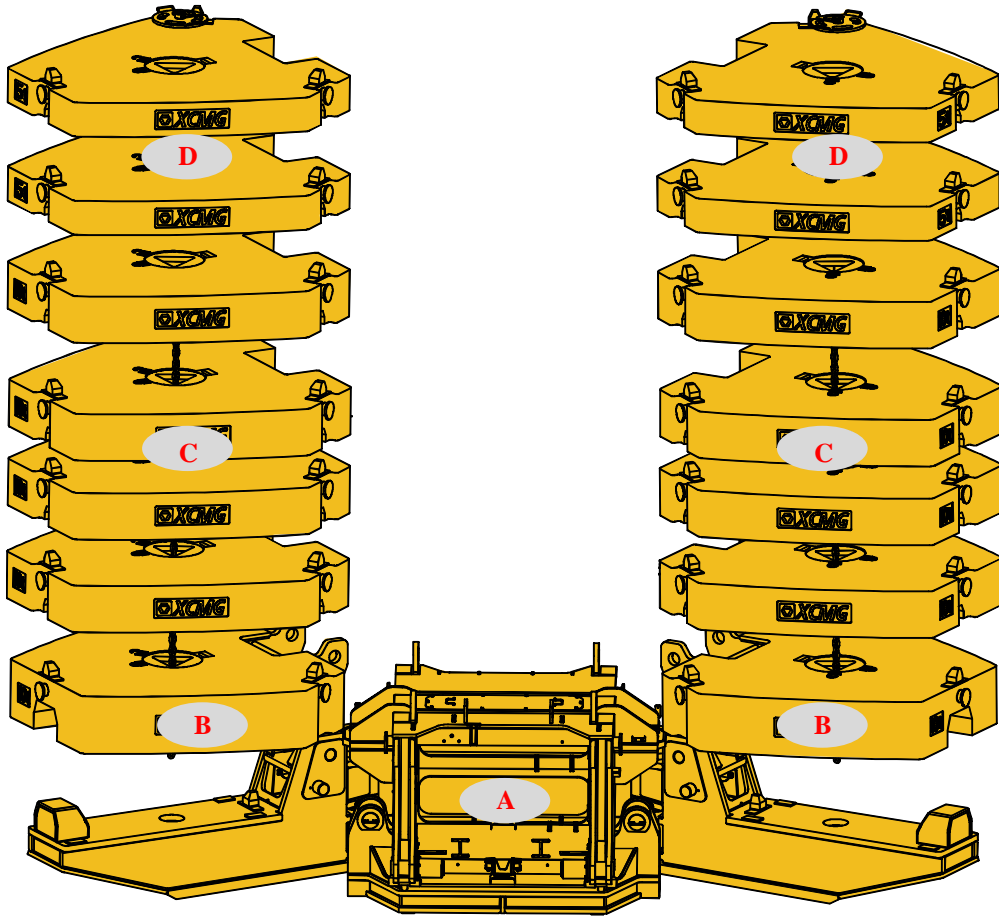
作业速度

Working speeds



	作业速度 Working speeds	最大单绳拉力 Max. single line pull	钢丝绳直径/长度 Rope diameter/ length
	0-125 m/min, 单绳, 空载, 第7层 m/min, single line, no load, 7 th layer	13.5 t	24 mm/780 m
	0-0.85 r/min		
	从-0.2°抬起至85°约130s Approx. 130 s for boom elevation from -0.2° to 85°		
	从16.2m伸出至96.6m约1550s (八节臂) Approx. 1550 s for boom extension from 16.2 m to 96.6 m (8 boom sections)		

平衡重 Counterweight



平衡重

Counterweight

	A	B	C	D
尺寸 (长×宽×高) mm Dimensions (L×W×H) mm	7640×2400×1800	2700×2600×620	2400×2600×520	2400×2600×420
重量 t Weight (t)	20	10	10	5

工况模式 Operation mode	140 t	130 t	120 t	110 t	100 t	90 t	80 t
组合形式 Combinations	A+B×2+C×8+D×4	A+B×2+C×8+D×2	A+B×2+C×8	A+B×2+C×6+D×2	A+B×2+C×6	A+B×2+C×4+D×2	A+B×2+C×4

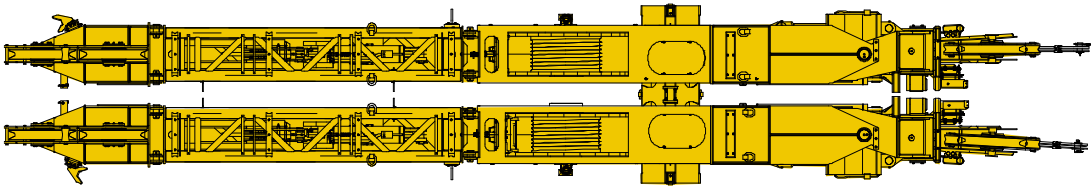
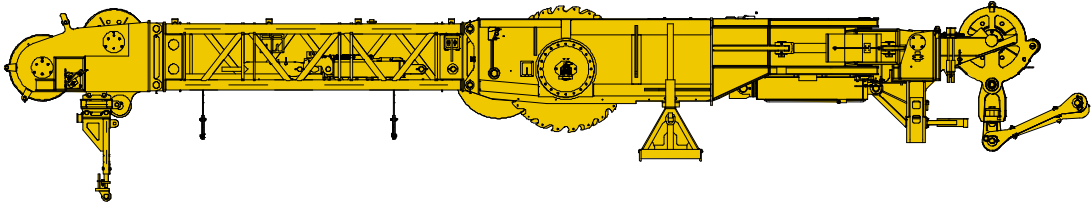
工况模式 Operation mode	70	60	50	40	20	0
组合形式 Combinations	A+B×2+C×2+D×2	A+B×2+C×2	A+B×2+D×2	A+B×2	A	—

运输部件尺寸

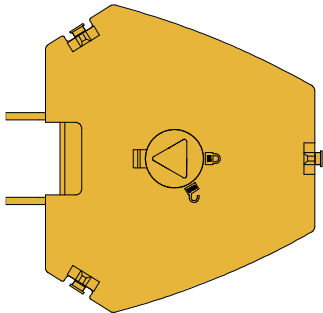
Dimensions and weight of parts transported

单位: mm
Unit: mm

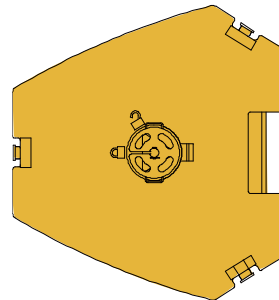
超起装置 (Super lift) 17.6 t 11100×1900×1640



过渡平衡重 (Transition counterweight) 10 t×2
合计 20 t (in total) 2700×2600×620



平衡重块 (Counterweight slab) 5 t×4
合计 20 t (in total) 2400×2600×420

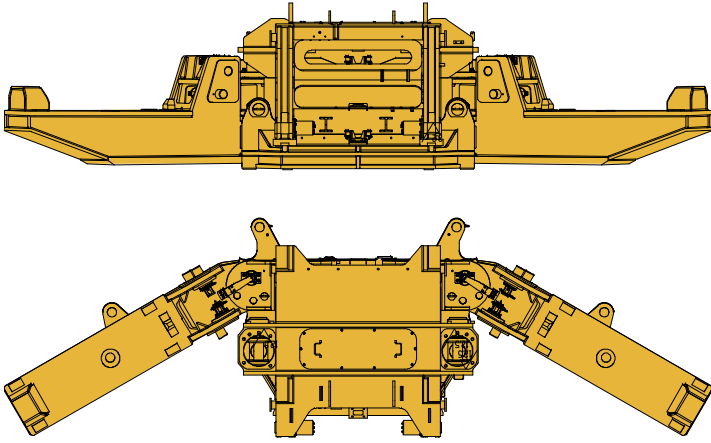


运输部件尺寸

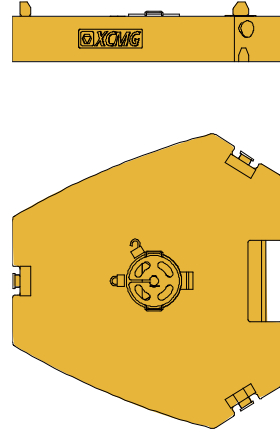
Dimensions and weight of parts transported

单位: mm
Unit: mm

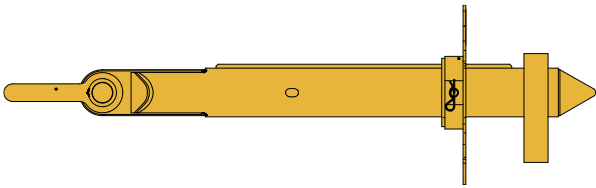
平衡重底座 (Counterweight base) 20 t
7640×2400×1800



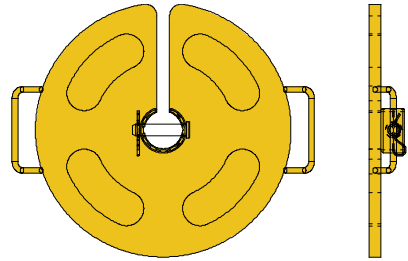
平衡重块 (Counterweight slab) 10 t×8
合计 80 t (in total) 2400×2600×520



平衡重吊具 (Counterweight sling) 0.07 t
1480×450



挡板 (Retaining plate) 0.018 t ×2
合计 0.036 t (in total) 520×440×20

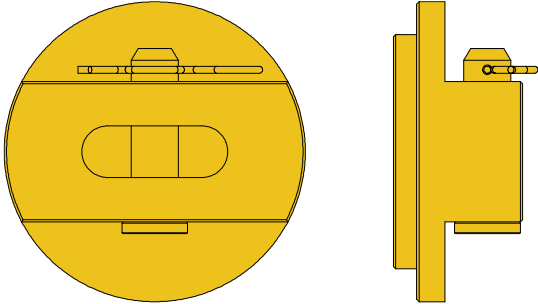


运输部件尺寸

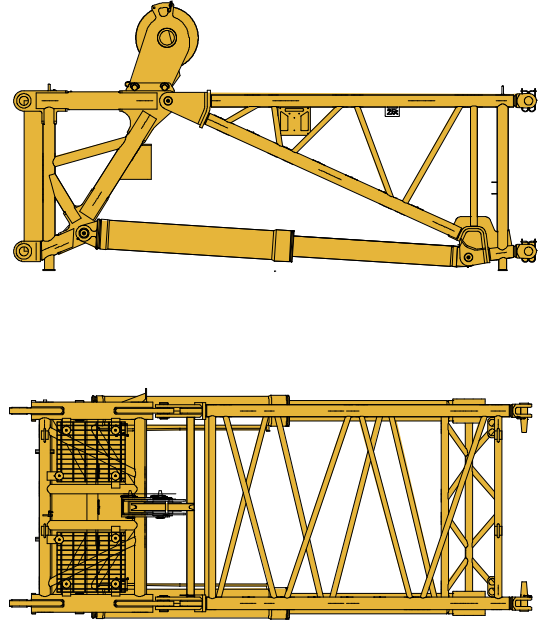
Dimensions and weight of parts transported

单位: mm
Unit: mm


挡块 (Block) 0.004 t×2 合计0.008 t (in total)
150×150×60



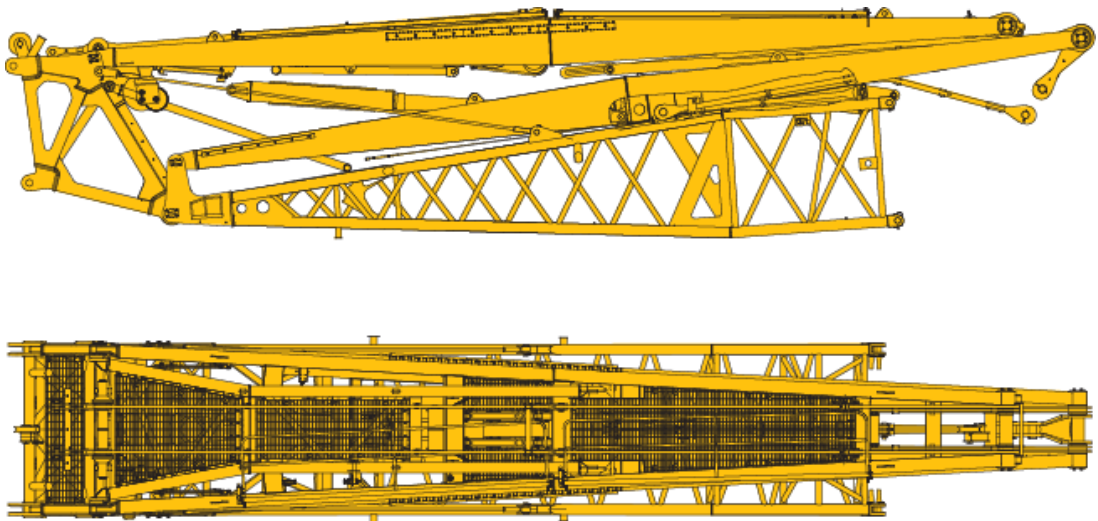
旋转架总成 (Folding bracket assembly)
2.5 t 4400×2400×2000



EN818-2链条 (Chain) 0.0148 t ×2 合计0.0296t (in total) 3570×60×60



安装组件 (Mounting assembly) 8 t
12000×2000×3200

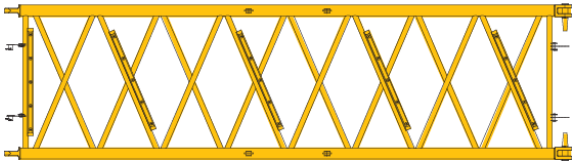
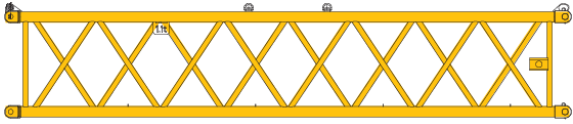


运输部件尺寸

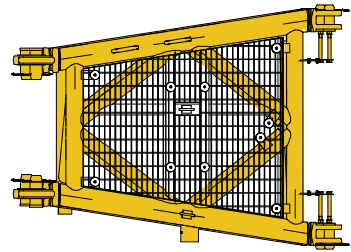

Dimensions and weight of parts transported

单位: mm
Unit: mm

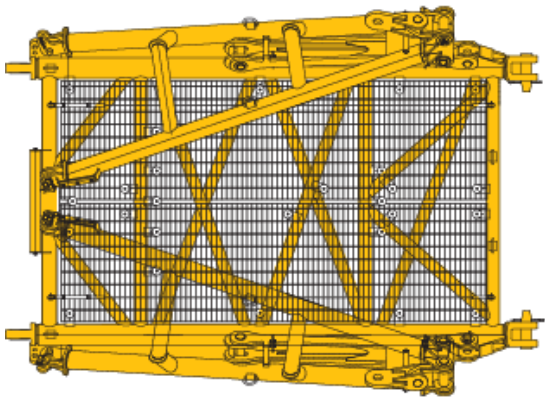
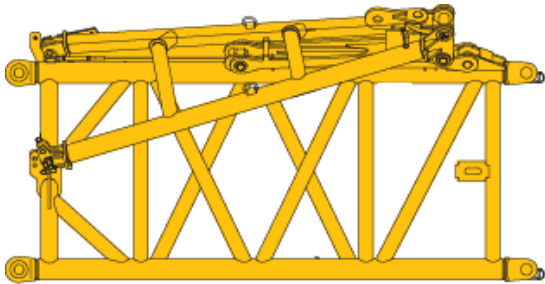
加长节总成 (Extension assembly) 2.5 t × 2
合计 5t (in total) 10200 × 1800 × 1500



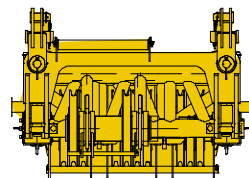
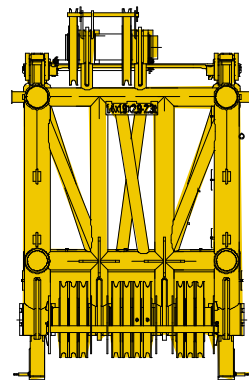
连接架总成 (Connecting bracket assembly) 1.9 t
2500 × 2300 × 1800



翼型连接架总成 (Wing-type connecting bracket assembly) 2.7 t
4200 × 2800 × 2000



独立臂头 (Independent jib head) 2.3 t
1400 × 1900 × 2900



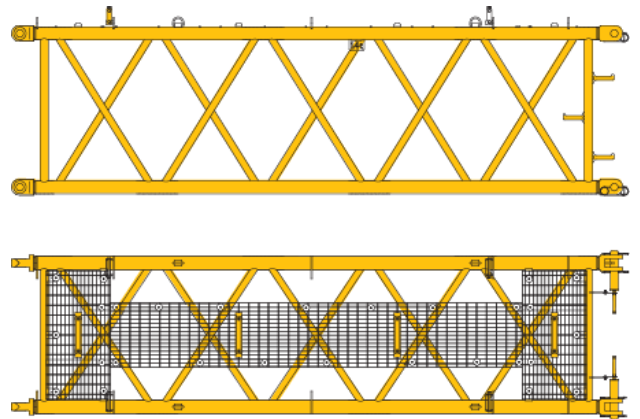
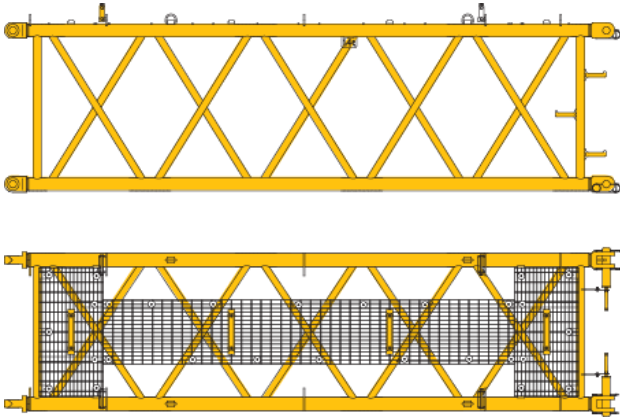
运输部件尺寸

Dimensions and weight of parts transported

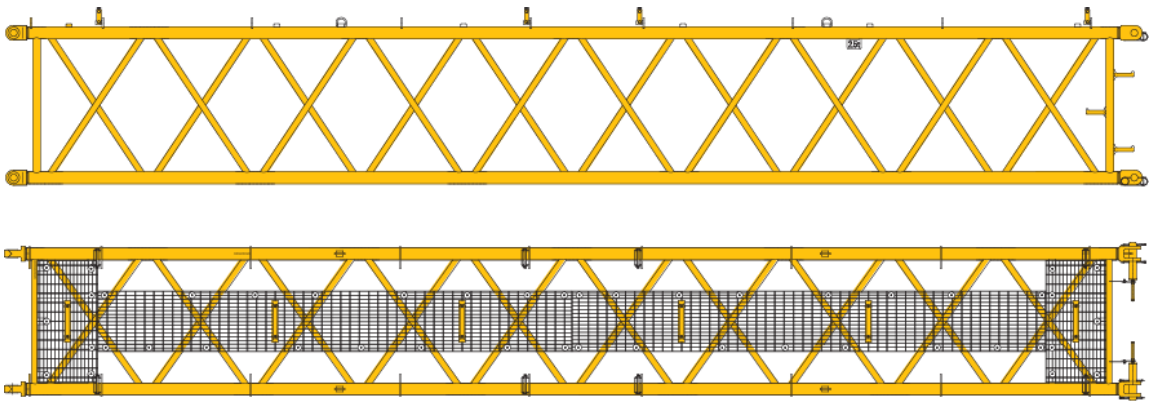
单位: mm
Unit: mm

加长节总成 (Extension assembly) 0.9 t×2
合计1.8t (in total)
6200×1800×1500

加长节总成 (Extension assembly) 0.8 t×2
合计1.6t (in total) 6200×1600×1200



加长节总成 (Extension assembly) 1.5 t×2 合计3 t (in total)
12200×1800×1500

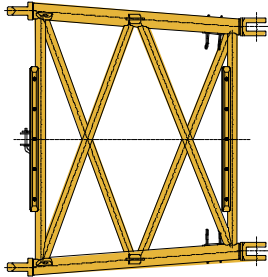



运输部件尺寸

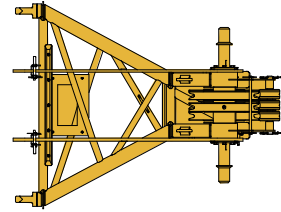

Dimensions and weight of parts transported

单位: mm
Unit: mm

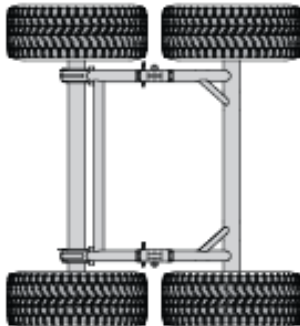
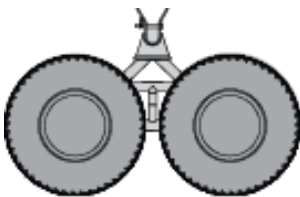
过渡节 (Transition section) 0.3 t 1800×1800×1500



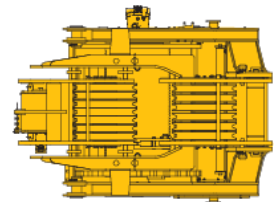

臂头总成 (Jib head assembly) 0.7 t
2400×1600×1900



臂头小车 (Pulley cart on jib head) 0.8 t
2400×2000×1500



变幅起升机构 (含钢丝绳)
Winch system for luffing jib
(wire rope included)
8.82 t 2470×1713×2394



运输部件尺寸

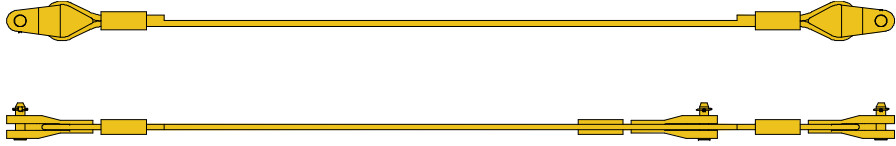
Dimensions and weight of parts transported

单位: mm
Unit: mm

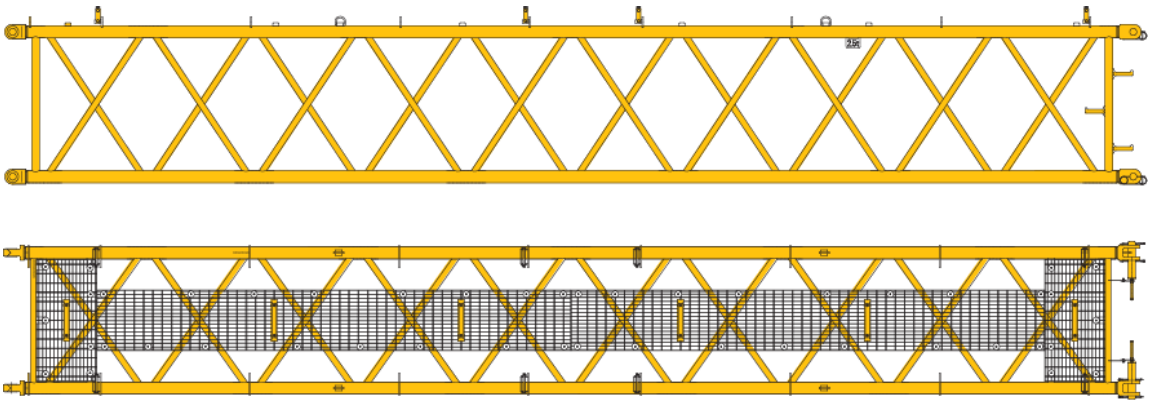
拉板总成 (Pendant assembly) 1.8 t 7500×1200×800



腰绳总成 (Center hitch assembly) 0.13 t 3000×500×200



加长节总成 (Extension assembly) 1.4 t ×2 合计2.8 t (in total)
12200×1600×1200

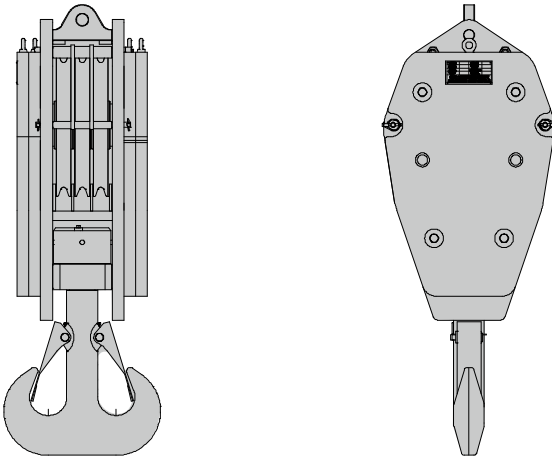


运输部件尺寸

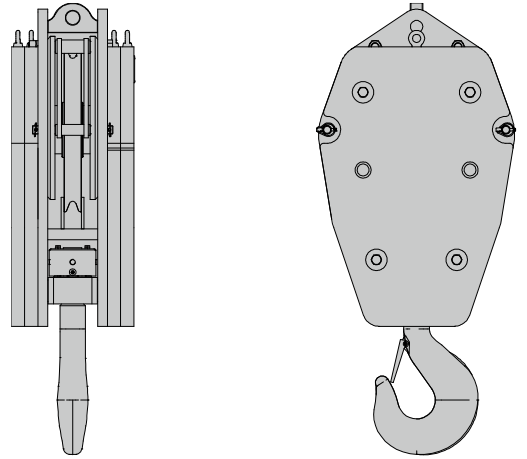
Dimensions and weight of parts transported

单位: mm
Unit: mm

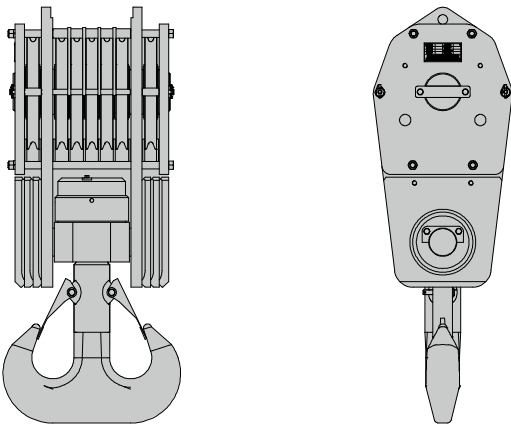
90吨吊钩 (90 t hook block) 1.8 t
1950×700×750



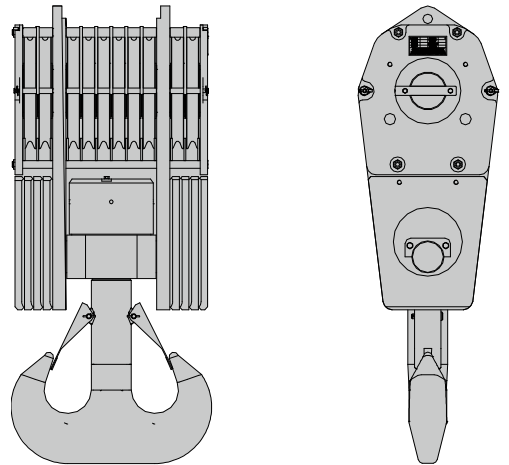
40吨吊钩 (40 t hook block) 1.5 t
1700×500×750



175吨吊钩 (175 t hook block) 3 t
2250×950×750



230吨吊钩 (230 t hook block) 4 t
2450×1100×750



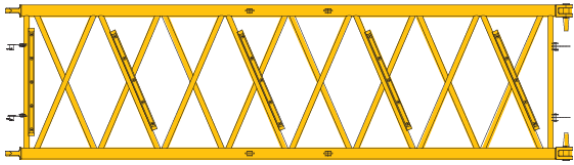
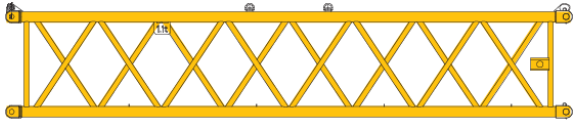
运输部件尺寸——轻型固定副臂 (选装)

Dimensions and weight of parts transported ——light fixed jib (optional)

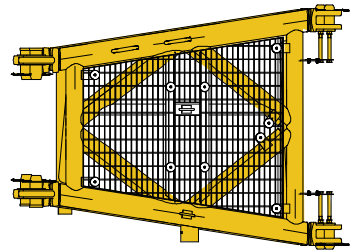

单位: mm

Unit: mm

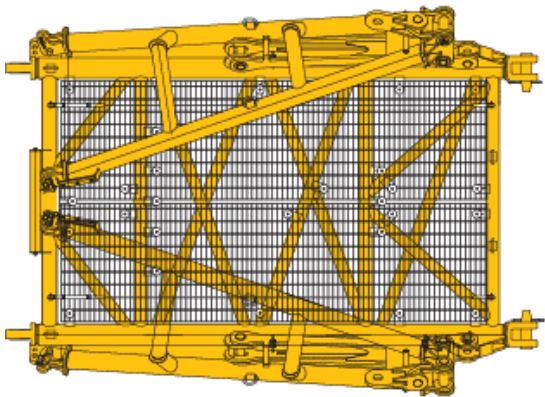
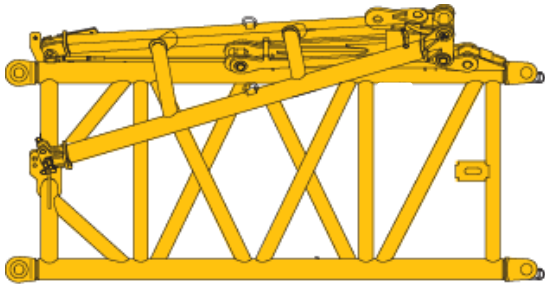
加长节总成 (Extension assembly) 2.1 t × 2
合计 4.2 t (in total) 9200 × 1500 × 1500



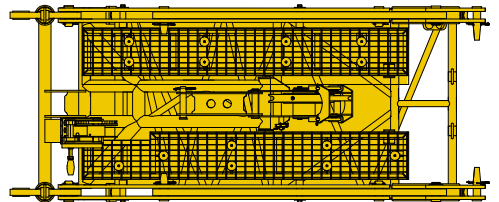
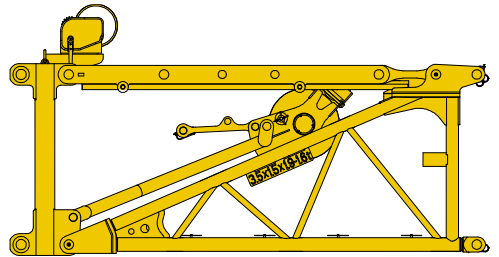
连接架总成 (Connecting bracket assembly) 0.9 t
1900 × 1500 × 1900



翼型连接架总成 (Wing-type connecting bracket assembly) 2.2 t
3700 × 2500 × 2000



旋转架总成 (Folding bracket assembly) 1.6 t
3500 × 1500 × 1900



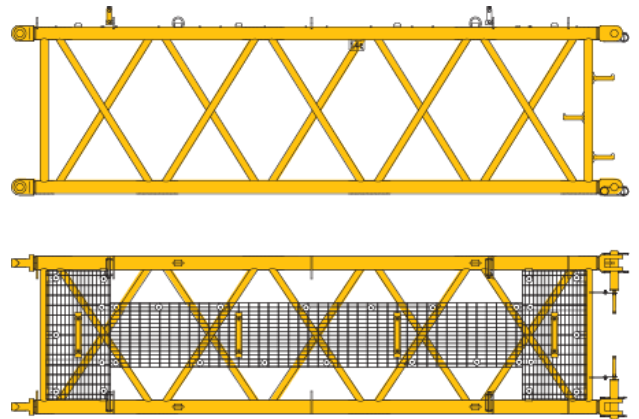
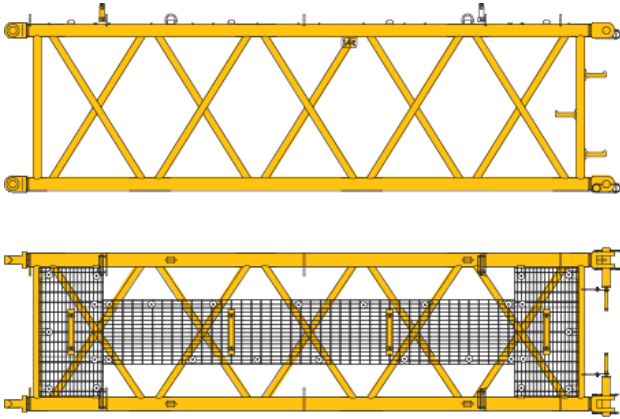
运输部件尺寸——轻型固定副臂（选装）

Dimensions and weight of parts transported ——light fixed jib (optional)

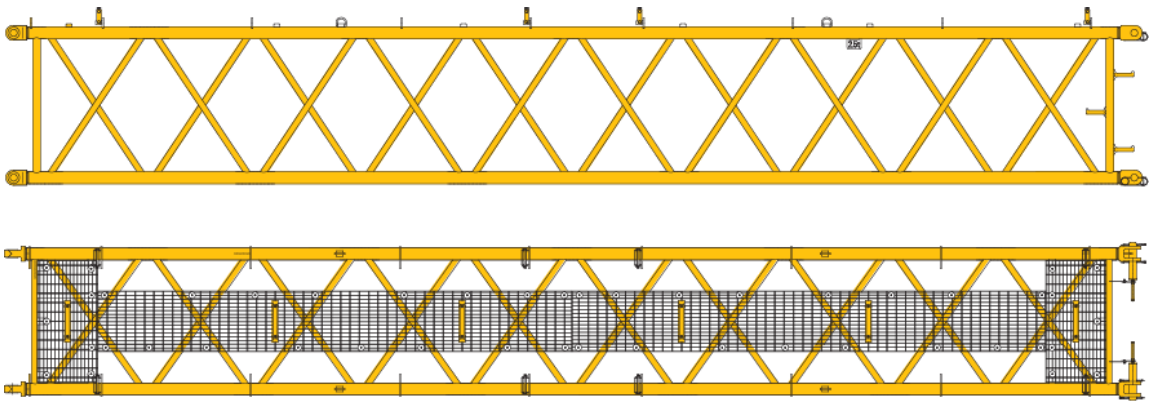
单位: mm
Unit: mm

加长节总成 (Extension assembly) 0.9 t
6200×1500×1500

加长节总成 (Extension assembly) 0.7 t
6200×1300×1200



加长节总成 (Extension assembly) 1.5 t 12200×1500×1500

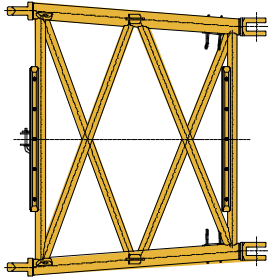



运输部件尺寸——轻型固定副臂（选装）

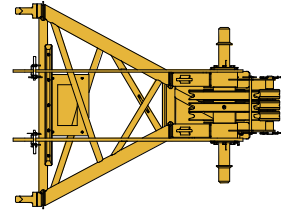

Dimensions and weight of parts transported ——light fixed jib (optional)

单位: mm
Unit: mm

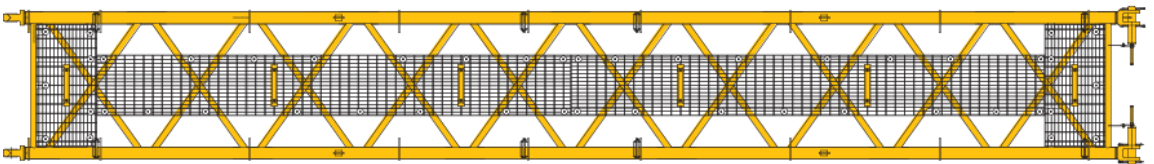
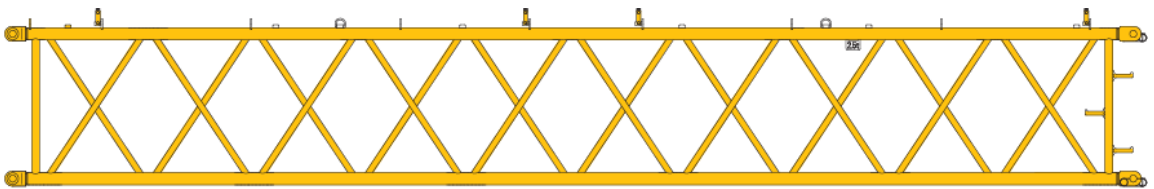
过渡节 (Transition section) 0.3 t 1700×1500×1500



臂头总成 (Jib head assembly) 0.5 t
2300×1300×1900



加长节总成 (Extension assembly) 1.3 t 12200×1300×1200

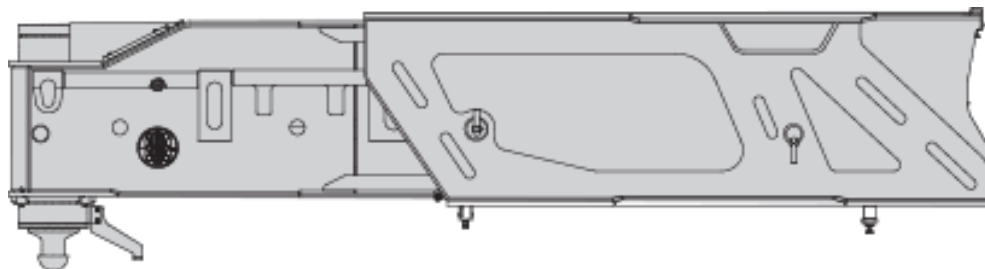


运输部件尺寸

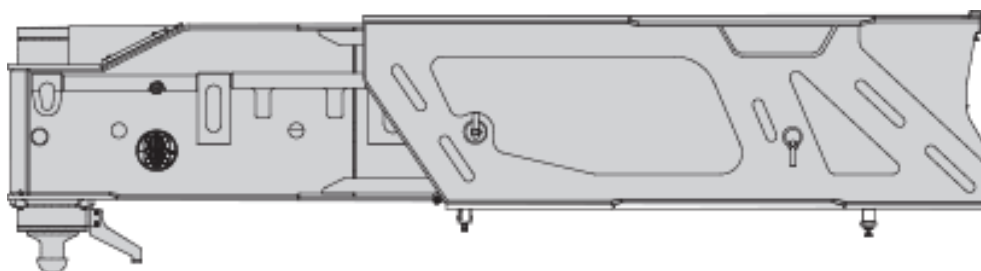
Dimensions and weight of parts transported

单位: mm
Unit: mm

前支腿 (Front outrigger) × 2 2.6 t × 2 合计 5.2 t (in total)
2937 × 470 × 1264



后支腿 (Rear outrigger) × 2 3 t × 2 合计 6 t (in total)
2937 × 514 × 1262

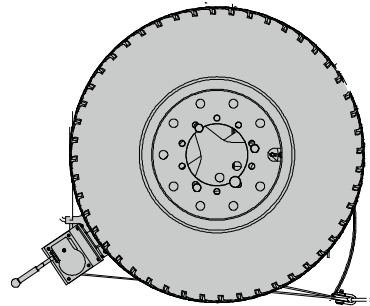
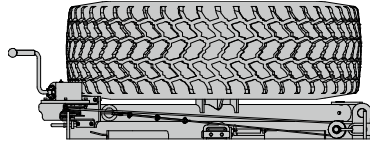


运输部件尺寸

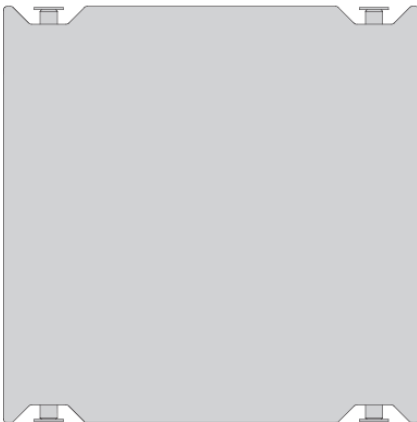
Dimensions and weight of parts transported

单位: mm
Unit: mm

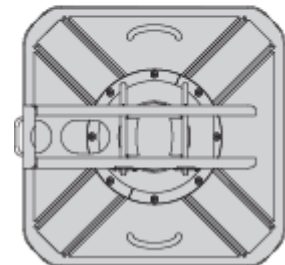
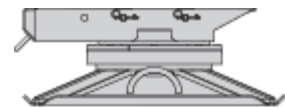
备胎+备胎支架 (Spare tire + spare tire bracket)
0.5 t 2000×1600×700



支脚垫板 (Outrigger pad) ×4 2.4 t ×4
合计 9.6 t (in total) 3000×2300×208

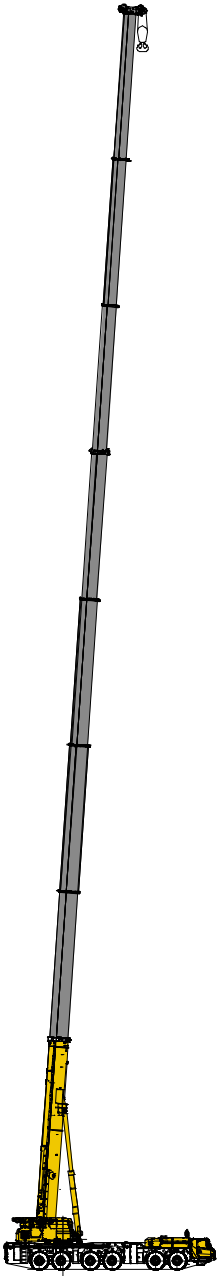


支脚盘 (Outrigger float) ×4 0.11 t ×4
合计 0.44 t (in total) 700×700×191



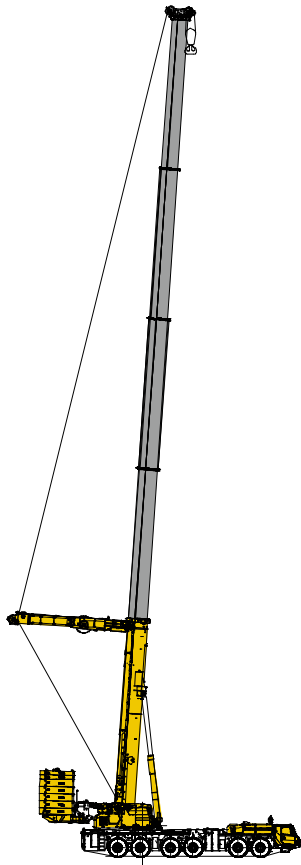
臂架组合方案

Boom / Jib combinations



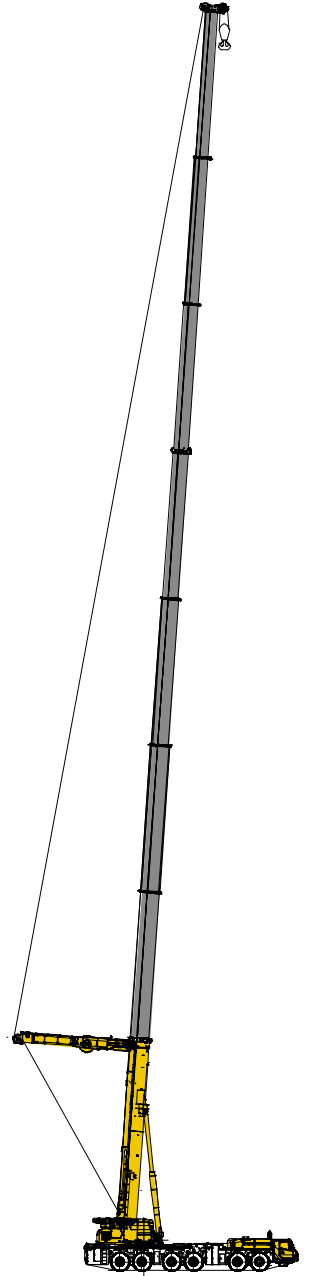
主臂
Boom

T:16.2-96.6 m



超起+五节主臂
Super lift + 5-section boom

T:37.4-62.2 m



超起+主臂
Super lift + boom

T:37.3-96.6 m

臂架组合方案

Boom / Jib combinations



超起+重型固定副臂
Super lift +Heavy-duty fixed jib

T:63.8~84.9 m
F:6 m ~ 42 m
 α : 0°、20°、40°


超起+重型固定副臂
Super lift +Heavy-duty fixed jib

T:63.8~84.9 m
V:10 m
F:6 m ~ 42 m
 α : 0°、20°、40°

超起+重型固定副臂
Super lift +Heavy-duty fixed jib

T:63.8~84.9 m
V:20 m
F:6 m ~ 42 m
 α : 0°、20°、40°

臂架组合方案 Boom / Jib combinations












超起+变幅副臂
Super lift+ luffing jib

T:37.3~63.8 m
F:54 m ~ 78 m
 α : 68°、75°、84°

臂架组合方案-变幅副臂

Boom / Jib combinations—Luffing jib

部件 Part	结构形式 Structure	尺寸 (长×宽×高) mm Dimension (L×W×H) (mm)	重量 kg Weight (kg)
连接架总成 Connecting bracket assembly	 2.2 m	2500×2300×1800	1900
翼型连接架 Wing-type connecting bracket	 4 m	4200×2800×2000	2700
安装组件 Mounting assembly	 10.5 m	12000×2000×3200	8000
加长节I总成 Extension I assembly	 6 m	6200×1800×1500	900
加长节II总成 Extension II assembly	 6 m	6200×1600×1200	800
加长节III总成 Extension III assembly	 12 m	12200×1800×1500	1500
加长节IV总成 Extension IV assembly	 12 m	12200×1600×1200	1400
过渡节总成 Transition section assembly	 1.5 m	1800×1800×1500	300
臂头 Jib head	 1.5 m	2400×1600×1900	700

臂架组合方案-变幅副臂

Boom / Jib combinations — Luffing jib

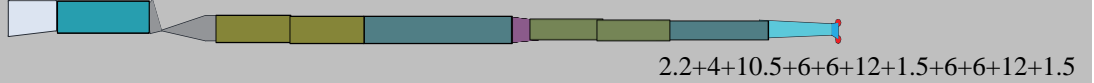
变幅副臂 - 54+7.7m

Luffing jib - 54+7.7 m



变幅副臂 - 60+7.7m

Luffing jib - 60+7.7 m



变幅副臂 - 66+7.7m

Luffing jib - 66+7.7 m




变幅副臂 - 72+7.7m

Luffing jib - 72+7.7 m



变幅副臂 - 78+7.7m

Luffing jib - 78+7.7 m



臂架组合方案-重型固定副臂

Boom / Jib combinations—Heavy-duty fixed jib

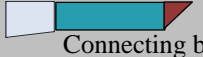
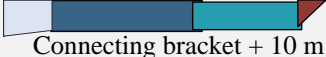

部件 Part	结构形式 Structure	尺寸 (长×宽×高) mm Dimension (L×W×H) (mm)	重量 kg Weight (kg)
连接架总成 Connecting bracket assembly	 2.2 m	2500×2300×1800	1900
翼型连接架 Wing-type connecting bracket	 4 m	4200×2800×2000	2700
旋转架 Folding bracket	 1.2+3 m	4400×2400×2000	2500
加长节I总成 Extension I assembly	 6 m	6200×1800×1500	900
加长节II总成 Extension II assembly	 6 m	6200×1600×1200	800
加长节III总成 Extension III assembly	 10 m	10200×1800×1500	2500
加长节III总成 Extension III assembly	 12 m	12200×1800×1500	1500
加长节IV总成 Extension IV assembly	 12 m	12200×1600×1200	1400
过渡节总成 Transition section assembly	 1.5 m	1800×1800×1500	300
臂头 Jib head	 1.5 m	2400×1600×1900	700

臂架组合方案-重型固定副臂








Boom / Jib combinations——Heavy-duty fixed jib

固定副臂总长度=固定部分长度+旋转部分长度 Total length of fixed jib=length of fixed part + length of folding part

1.固定部分长度 Length of fixed part :

固定副臂固定 - 7.4 Fixed part of fixed jib - 7.4		连接架+翼型连接架+旋转架前端 Connecting bracket + wing-type connecting bracket + front section of the folding bracket	$2.2+4+1.2$
固定副臂固定 - 17.4 Fixed part of fixed jib - 17.4		连接架+10米加长节+翼型连接架+旋转架前端 Connecting bracket + 10 m extension + wing-type connecting bracket + front section of the folding bracket	$2.2+10+4+1.2$
固定副臂固定 - 27.4 Fixed part of fixed jib - 27.4 (注: 27.4m后最长接36m Note: 36 m is the longest section that can be connected to 27.4 m)		连接架+10米加长节+翼型连接架+10米加长节+旋转架前端 Connecting bracket + 10 m extension + wing-type connecting bracket + 10 m extension + front section of the folding bracket	$2.2+10+4+10+1.2$

2.旋转部分长度Length of folding part:

固定副臂旋转 - 6 Folding part of fixed jib - 6		$3+1.5+1.5$
固定副臂旋转 - 12 Folding part of fixed jib - 12		$3+6+1.5+1.5$
固定副臂旋转 - 18 Folding part of fixed jib - 18		$3+6+1.5+6+1.5$
固定副臂旋转 - 24 Folding part of fixed jib - 24		$3+12+1.5+6+1.5$
固定副臂旋转 - 30 Folding part of fixed jib - 30		$3+12+1.5+12+1.5$
固定副臂旋转 - 36 Folding part of fixed jib - 36		$3+6+12+1.5+12+1.5$
固定副臂旋转 - 42 Folding part of fixed jib - 42		$3+6+12+1.5+6+12+1.5$

臂架组合方案——轻型固定副臂（选装）

Boom / Jib combinations —— Light fixed jib (optional)


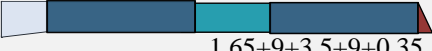
部件 Component	结构形式 Structure	尺寸 (长×宽×高) mm Dimensions (L×W×H) (mm)	重量 kg Weight (kg)
连接架总成 Connecting bracket assembly	 1.65 m	1900×1500×1900	900
翼型连接架 Wing-type connecting bracket	 3.5 m	3700×2500×2000	2200
旋转架 Folding bracket	 0.35+3 m	3500×1500×1900	1600
加长节I总成 Extension I assembly	 6 m	6200×1500×1500	900
加长节II总成 Extension II assembly	 6 m	6200×1300×1200	700
主臂加长节总成 Boom extension assembly	 9 m	9200×1500×1500	2100
加长节III总成 Extension III assembly	 12 m	12200×1500×1500	1500
加长节I总成 Extension I assembly	 12 m	12200×1300×1200	1300
过渡节总成 Transition section assembly	 1.5 m	1700×1500×1500	300
臂头 Jib head	 1.5 m	2000×1300×1900	500

臂架组合方案——轻型固定副臂（选装）








Boom / Jib combinations —— Light fixed jib (optional)

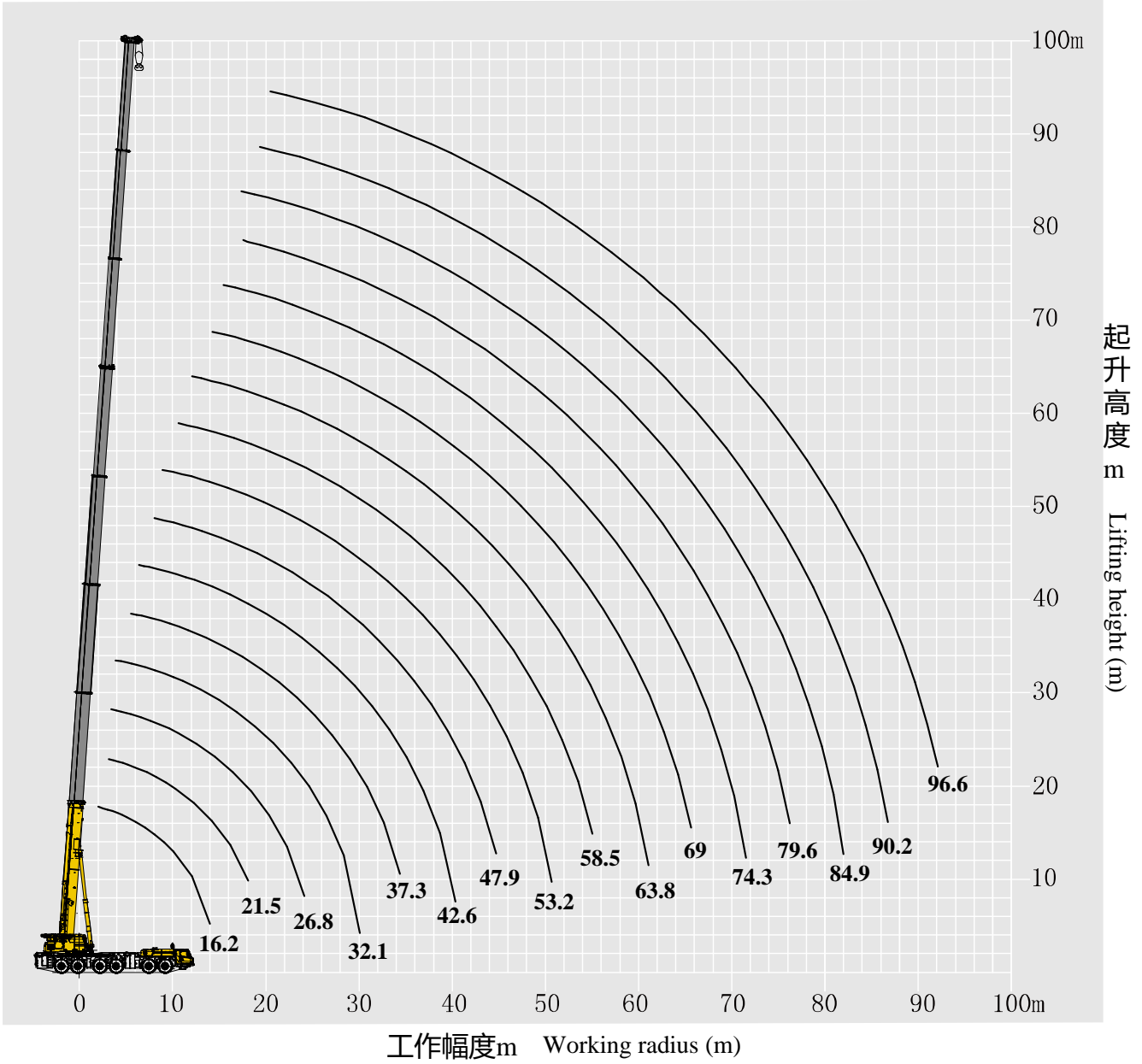
固定副臂总长度=固定部分长度+旋转部分长度 Total length of fixed jib=length of fixed part +length of folding part

1. 固定部分长度 Length of fixed part :

固定副臂固定 - 14.5 Fixed part of fixed jib - 14.5		连接架+9米加长节+固定副臂+超起 Connecting bracket + 9 m extension + fixed jib + super lift
		$1.65+3.5+9+0.35$
固定副臂固定 - 23.5 Fixed part of fixed jib - 23.5		主臂+9米加长节×2+固定副臂+超起 Boom + 9 m extension × 2 + fixed jib + super lift
		$1.65+9+3.5+9+0.35$

2. 旋转部分长度 Length of folding part :

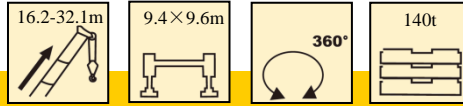
固定副臂旋转 - 6 Folding part of fixed jib - 6		$3+1.5+1.5$
固定副臂旋转 - 12 Folding part of fixed jib - 12		$3+6+1.5+1.5$
固定副臂旋转 - 18 Folding part of fixed jib - 18		$3+6+1.5+6+1.5$
固定副臂旋转 - 24 Folding part of fixed jib - 24		$3+12+1.5+6+1.5$
固定副臂旋转 - 30 Folding part of fixed jib - 30		$3+12+1.5+12+1.5$
固定副臂旋转 - 36 Folding part of fixed jib - 36		$3+6+12+1.5+12+1.5$
固定副臂旋转 - 42 Folding part of fixed jib - 42		$3+6+12+1.5+6+12+1.5$



起重性能表-平衡重后位

T 16.2~32.1m

Lifting capacities with counterweight in the rear



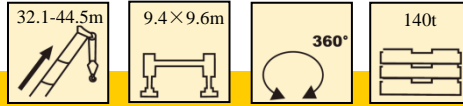
	16.2	21.5	21.5	21.5	26.8	26.8	26.8	26.8	27.7	27.7	32.1	32.1	32.1	
2.5	600*													2.5
3	230.0	157.0	230.0	230.0	107.8	230.0	230.0	230.0	97.5	230.0	102.8	160.8	224.3	3
3.5	230.0	148.5	230.0	230.0	101.5	230.0	230.0	230.0	92.4	230.0	100.5	155.4	221.4	3.5
4	230.0	140.4	230.0	230.0	95.3	230.0	230.0	230.0	87.3	230.0	96.9	150.0	220.1	4
4.5	230.0	133.2	230.0	230.0	89.7	230.0	230.0	230.0	82.7	230.0	91.1	144.6	209.0	4.5
5	230.0	120.8	230.0	228.6	79.9	222.9	225.0	222.3	78.5	221.4	81.7	132.6	186.6	5
6	208.8	110.4	205.2	202.5	72.1	198.6	199.8	197.1	70.3	196.2	72.4	123.0	167.0	6
7	197.6	105.0	194.8	181.8	65.8	177.7	180.0	176.4	63.9	175.5	65.9	112.5	148.8	7
8	178.6	94.1	176.7	163.8	60.2	145.0	162.9	160.2	58.8	159.3	60.4	103.8	133.5	8
9	165.9	88.3	162.1	154.5	55.5	132.6	149.4	145.8	53.9	144.9	55.8	96.8	123.6	9
10	148.1	78.2	150.0	150.0	48.7	129.1	129.2	125.8	49.9	125.8	51.2	91.3	116.0	10
12	125.0	69.5	127.4	123.6	42.4	122.9	110.5	107.1	43.7	107.1	44.8	78.7	100.2	12
14	84.0	63.2	108.9	95.2	38.0	100.0	96.9	92.7	38.4	92.7	39.6	68.9	87.3	14
16		57.9	95.9	84.2	34.0	90.0	85.0	81.6	34.9	80.8	33.3	57.7	72.9	16
18		53.5	78.0	65.4	30.7	82.5	75.7	72.3	31.5	71.4	29.8	52.0	65.5	18
20					28.4	73.4	68.0	62.9	28.6	62.9	27.1	47.3	59.4	20
22					25.7	65.5	57.3	53.3	26.3	55.2	24.9	42.8	53.8	22
24					24.0	47.2	41.6	37.6	24.5	43.0	23.1	39.1	49.0	24
26											21.4	36.5	45.3	26
28											19.9	33.8	41.8	28
30											18.6	24.9	23.3	30
组合 Code	0000000	0000001	0000100	1000000	0000002	0001100	0011000	2000000	0000003	3000000	0000012	0000111	0001110	组合 Code
倍率 Parts of line	20	13	20	20	9	20	20	20	8	20	9	14	20	倍率 Parts of line

注: *起重能力等级 Note: * Capacity class

起重性能表-平衡重后位

T 32.1~44.5m

Lifting capacities with counterweight in the rear

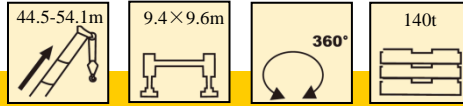


	32.1	33	37.3	37.3	38.3	38.3	39.2	39.2	42.6	42.6	42.6	43.5	44.5	
3	230.0													3
3.5	230.0													3.5
4	230.0	230.0	80.3	221.2	189.0	211.1	63.9	209.9						4
4.5	230.0	230.0	76.7	220.2	185.3	210.0	61.8	209.7	74.0	190.0	190.4	180.0		4.5
5	220.5	228.0	73.0	219.2	180.9	205.1	59.8	205.0	72.6	189.2	190.4	175.7	63.2	5
6	196.2	202.4	65.8	202.4	164.1	191.0	55.7	186.5	66.6	183.7	189.2	171.0	59.8	6
7	177.3	171.9	56.7	172.8	140.5	163.8	50.5	159.7	60.8	173.9	177.7	156.5	56.4	7
8	164.0	155.7	51.9	156.6	127.7	148.6	46.2	144.0	53.2	153.2	153.0	135.0	51.8	8
9	154.9	142.2	47.7	148.8	116.7	134.8	42.3	130.4	49.0	142.2	140.4	123.5	45.0	9
10	147.0	130.5	44.3	139.7	106.0	123.3	39.3	119.2	45.7	130.5	128.7	112.6	42.0	10
12	129.0	111.6	38.2	123.5	92.2	105.4	34.2	102.2	40.0	112.5	110.7	95.9	36.2	12
14	110.7	96.3	33.1	107.8	80.8	91.5	30.1	88.9	35.3	102.0	96.3	84.0	32.1	14
16	98.0	84.6	29.7	95.1	71.2	80.3	26.9	77.7	31.8	91.8	85.5	73.9	28.6	16
18	84.6	74.7	26.6	82.7	63.5	71.6	24.2	69.7	28.7	81.6	76.5	65.5	26.3	18
20	76.0	62.1	22.9	74.1	54.1	60.9	21.7	59.0	26.4	71.4	67.5	59.1	24.0	20
22	67.5	54.4	20.9	65.6	49.2	53.6	19.6	53.1	24.1	65.3	60.3	53.5	22.0	22
24	58.9	48.5	19.2	57.7	44.8	47.6	18.0	47.6	21.1	60.2	51.0	46.0	20.2	24
26	52.2	42.9	17.7	52.1	40.8	42.5	16.7	42.5	19.5	54.1	45.9	42.0	17.8	26
28	45.2	37.4	16.4	47.4	37.4	37.7	15.6	37.7	18.1	49.0	41.7	38.3	16.7	28
30	23.6	25.9	15.3	42.5	34.6	33.2	14.5	33.2	17.0	43.9	37.4	33.9	15.5	30
32			14.1	38.0	32.0	29.3	13.5	29.4	15.8	39.8	33.7	30.1	14.5	32
34			13.3	30.5	27.6	24.6	12.6	26.0	14.8	36.7	30.3	26.7	13.9	34
36					15.0	12.3	11.9	18.8	13.9	32.6	27.3	23.7	13.0	36
38									13.0	29.6	23.8	21.1	12.3	38
40									12.2	20.4	14.9	16.2	11.7	40
42													11.0	42
组合 Code	00111100	3100000	0000022	01111100	0320000	3200000	0000033	3300000	0000122	01111110	11111100	3210000	0000133	组合 Code
倍率 Parts of line	20	20	7	19	16	18	5	18	6	16	16	16	5	倍率 Parts of line

起重性能表-平衡重后位

T 44.5~54.1m

Lifting capacities with counterweight in the rear

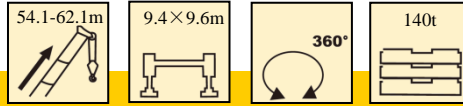


	44.5	44.5	47.9	47.9	48.8	48.8	50.7	50.7	50.7	53.2	53.2	53.2	54.1	
5	80.2	164.0												5
6	75.7	161.5	59.6	168.6	73.0	138.5								6
7	71.1	150.5	55.5	165.9	70.8	136.9	44.9	66.5	120.6	55.5	99.3	117.6	101.0	7
8	66.6	138.6	51.3	156.4	66.6	127.3	41.8	61.8	117.8	52.7	93.0	114.8	94.1	8
9	58.7	119.1	47.4	146.3	61.2	115.3	38.6	57.2	110.0	49.5	87.2	110.5	87.2	9
10	54.1	108.7	41.5	127.8	53.6	99.7	35.4	52.4	100.4	46.0	82.8	101.7	81.2	10
12	47.0	92.8	36.4	109.8	46.4	85.9	31.2	43.5	81.7	37.9	69.8	82.1	67.4	12
14	41.8	80.7	32.2	96.3	41.1	74.9	27.5	38.5	70.8	33.7	63.5	71.6	59.6	14
16	37.1	71.4	28.6	85.5	36.6	66.1	24.6	34.2	62.8	30.3	57.7	63.1	53.2	16
18	33.4	63.0	25.8	75.6	32.7	58.4	22.2	30.9	56.0	27.3	52.8	58.5	47.5	18
20	30.4	56.5	23.4	67.5	29.7	52.3	20.1	28.0	50.1	25.1	48.9	55.1	42.7	20
22	27.8	50.9	21.6	60.3	27.2	47.5	18.4	25.5	45.1	23.0	47.1	50.5	38.7	22
24	25.4	46.3	19.8	57.7	24.9	42.8	16.9	23.5	41.2	21.3	46.2	41.8	35.2	24
26	22.3	40.5	18.5	52.5	22.5	39.1	15.7	21.8	37.7	19.7	44.1	38.4	32.2	26
28	20.6	37.1	16.1	47.4	19.6	34.5	14.7	20.0	34.2	18.3	41.0	35.3	29.9	28
30	19.2	33.9	14.9	43.3	18.0	31.4	13.7	17.6	29.7	17.1	38.4	32.7	27.7	30
32	18.1	30.1	13.7	39.1	16.7	29.0	12.9	16.3	27.5	15.1	33.7	28.3	25.0	32
34	16.9	26.7	12.9	36.1	15.6	26.7	12.1	15.0	25.3	14.1	32.6	26.0	23.2	34
36	15.8	23.8	12.0	33.0	14.4	24.3	11.4	13.9	24.0	13.2	32.2	24.0	21.7	36
38	14.8	21.2	11.4	29.9	13.3	21.7	10.5	13.0	21.8	12.5	31.3	22.3	20.1	38
40	14.0	18.7	10.6	26.8	12.6	19.4	9.9	12.1	19.5	11.8	28.9	20.4	18.5	40
42	13.3	9.4	10.0	24.7	11.6	17.3	9.3	11.2	17.4	11.0	26.7	18.3	17.5	42
44			9.3	20.7	11.0	15.4	8.7	10.6	15.5	10.4	24.6	16.4	16.4	44
46					10.3	9.2	8.3	9.7	13.8	9.8	22.6	14.7	15.3	46
48							7.8	9.2	7.0	9.3	20.5	13.2	14.4	48
50										8.8	14.7	8.6	13.5	50
组合 Code	0001330	3310000	0000222	1111110	0003220	3220000	0000333	0003330	3330000	0001222	1111120	2221000	0311111	组合 Code
倍率 Parts of line	7	14	5	14	6	12	4	6	10	5	8	10	9	倍率 Parts of line

起重性能表-平衡重后位

T 54.1~62.1m

Lifting capacities with counterweight in the rear

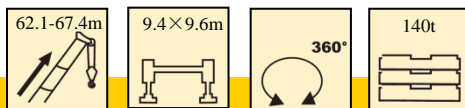


	54.1	55	55	55.9	55.9	58.5	58.5	58.5	58.5	59.4	60.3	61.2	62.1	
7	118.0													7
8	110.7	68.2	102.1	47.7	65.3									8
9	103.3	66.1	101.2	44.7	63.6	46.7	67.6	101.0	92.5	88.1	89.4			9
10	95.9	65.2	96.0	41.7	62.8	44.4	66.6	94.6	91.0	87.6	86.9	80.4	33.4	10
12	78.8	56.6	81.9	36.6	55.0	38.7	60.1	82.3	78.7	76.6	74.8	73.0	31.4	12
14	69.5	47.1	67.3	30.5	45.5	34.5	54.6	72.9	67.9	66.9	65.3	63.8	28.1	14
16	61.5	41.8	59.6	27.3	40.6	29.3	47.4	63.5	57.1	55.9	54.2	56.8	25.3	16
18	55.0	37.5	53.6	24.8	36.2	26.4	43.1	56.2	50.6	49.3	48.5	48.2	22.6	18
20	49.3	34.3	48.1	22.6	32.9	24.2	39.8	51.3	46.2	44.7	43.8	43.0	20.6	20
22	44.5	31.4	43.1	20.9	30.2	21.8	37.0	46.0	41.5	40.7	39.8	38.7	19.0	22
24	40.6	28.7	39.7	19.3	27.9	20.1	34.2	42.4	38.1	37.2	36.3	35.2	17.4	24
26	37.4	26.4	36.2	17.8	25.8	19.0	32.1	39.1	34.7	33.7	32.7	32.2	16.2	26
28	34.3	24.1	33.1	16.4	24.0	17.6	30.4	35.7	32.4	31.4	30.3	29.8	15.1	28
30	31.5	22.3	30.8	15.4	22.2	16.4	28.7	32.8	30.1	29.1	28.0	27.5	14.0	30
32	28.5	20.5	28.4	14.5	20.4	15.3	26.9	30.6	27.8	26.8	25.7	25.1	13.1	32
34	26.4	17.9	24.6	12.9	17.7	14.4	25.4	28.3	25.5	24.5	23.9	23.3	12.3	34
36	24.3	16.7	22.8	12.1	16.5	12.8	22.9	25.0	22.4	23.3	22.2	22.1	11.7	36
38	22.5	15.6	21.3	11.6	15.4	12.2	21.7	24.7	20.8	20.4	19.8	20.4	10.9	38
40	21.0	14.4	19.9	10.8	14.2	11.4	20.6	24.5	19.5	18.9	18.2	18.1	10.3	40
42	19.1	13.4	18.1	10.2	13.2	10.8	19.8	22.9	17.9	17.6	17.0	17.0	9.7	42
44	17.3	12.5	16.3	9.7	12.3	10.1	18.9	21.3	16.7	16.0	15.9	15.4	9.2	44
46	15.8	11.6	14.6	9.0	11.6	9.5	18.7	18.0	15.4	14.8	14.9	14.5	8.7	46
48	14.3	11.0	13.1	8.7	10.8	8.9	18.5	16.9	13.9	13.8	13.7	13.4	8.3	48
50	12.1	10.1	11.7	8.2	10.1	8.5	17.9	15.5	12.5	12.4	12.3	12.4	7.8	50
52		9.4	7.2	7.9	9.5	7.9	16.1	14.2	11.2	11.1	11.0	11.1	7.4	52
54						7.5	14.3	12.6	10.0	9.9	9.9	9.9	7.0	54
56										6.9	8.8	8.8	6.6	56
58												5.6	6.3	58
组合 Code	31111110	0033210	3321000	0001333	0033310	0002222	1111121	2111111	2222000	3222000	3322000	3332000	0003333	组合 Code
倍率 Parts of line	10	6	9	4	6	4	6	9	8	7	8	7	3	倍率 Parts of line

起重性能表-平衡重后位

T 62.1~67.4m

Lifting capacities with counterweight in the rear

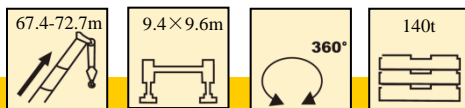


	62.1	63.8	63.8	63.8	63.8	64.7	64.7	65.6	65.6	66.5	66.5	67.4	67.4	
10	78.6	43.7	66.0	75.5	80.0	68.0	76.0							10
12	71.4	40.6	61.1	69.6	77.2	61.8	69.8	60.5	69.7	58.0	68.8	34.3	56.5	12
14	62.3	35.7	55.1	64.5	67.8	56.2	62.9	55.0	61.6	53.4	59.9	32.3	55.8	14
16	55.6	32.9	49.7	59.2	60.3	50.2	55.5	49.4	54.7	47.7	53.2	30.0	50.3	16
18	47.0	28.2	43.1	50.1	51.3	45.3	47.1	44.3	48.6	42.7	47.8	27.1	44.7	18
20	42.1	25.8	39.5	45.4	46.3	41.0	42.3	40.2	41.5	39.0	40.9	23.5	38.6	20
22	38.4	23.7	36.2	41.7	42.4	37.4	38.3	36.9	37.3	35.7	37.1	21.6	35.3	22
24	34.9	21.9	33.0	38.5	39.0	32.5	35.1	33.6	34.1	32.6	33.8	19.9	32.5	24
26	31.9	20.3	30.5	35.3	35.9	30.1	32.3	30.0	31.6	29.0	31.0	18.5	29.7	26
28	29.4	19.1	28.2	34.9	33.0	28.0	29.7	27.8	29.3	26.8	28.2	17.1	27.6	28
30	27.1	17.9	26.3	34.0	30.2	26.1	27.4	25.8	27.0	24.8	26.2	16.0	25.9	30
32	24.8	16.8	24.6	31.9	27.8	24.2	25.4	24.2	24.9	23.2	24.5	15.2	24.2	32
34	22.9	15.8	22.8	29.9	25.6	22.6	23.6	22.7	23.2	21.6	22.7	14.3	22.4	34
36	21.7	14.9	21.1	27.5	23.8	21.1	22.3	21.4	21.4	20.2	20.9	13.4	20.9	36
38	19.9	14.0	20.0	22.5	22.0	19.0	20.7	19.9	20.0	19.1	19.4	12.7	19.7	38
40	17.7	12.6	18.9	22.2	19.4	17.6	18.3	17.5	18.8	17.0	18.3	11.9	18.4	40
42	16.6	12.0	17.8	21.7	18.3	16.5	16.9	16.4	16.6	15.9	16.1	10.6	16.3	42
44	15.4	11.2	16.6	20.6	16.8	15.4	15.8	15.3	15.5	14.9	15.0	10.0	15.4	44
46	14.4	10.5	16.0	19.1	15.6	14.5	14.6	14.2	14.4	13.8	14.2	9.6	14.4	46
48	13.3	9.9	14.9	15.5	14.5	14.3	13.4	13.4	13.1	13.0	13.2	9.1	13.5	48
50	12.4	9.3	14.8	14.4	13.8	13.4	12.7	12.4	12.4	12.3	12.0	8.6	12.7	50
52	11.2	8.8	14.4	13.5	12.6	12.8	11.6	11.8	11.3	11.4	11.3	8.2	11.6	52
54	10.0	8.3	13.6	12.3	11.4	11.9	10.8	11.5	10.6	10.5	10.4	7.8	10.9	54
56	8.9	7.9	13.0	11.3	10.4	11.2	9.7	10.7	9.6	10.3	9.7	7.4	10.3	56
58	7.6	7.5	12.3	10.2	9.3	10.4	8.7	10.0	8.6	9.8	8.6	6.8	9.7	58
60		7.2	10.4	8.0	7.2	9.4	7.7	9.5	7.7	9.3	7.7	6.5	9.0	60
62								7.3	5.3	8.6	6.8	6.2	8.5	62
组合 Code	3333000	0012222	1122111	2211120	2221110	1222300	3222100	1223300	3322100	1233300	3332100	0013333	1333300	组合 Code
倍率 Parts of line	7	4	6	6	7	6	6	5	6	5	6	3	5	倍率 Parts of line

起重性能表-平衡重后位

T 67.4~72.7m

Lifting capacities with counterweight in the rear

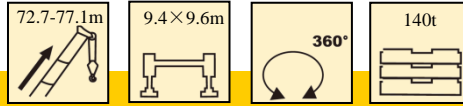


	67.4	69	69	69	69	70	70.9	70.9	70.9	71.8	71.8	72.7	72.7	
12	66.5	36.7	57.5	57.4	65.0	63.2								12
14	58.5	34.6	52.1	53.3	60.2	57.4	32.5	43.0	52.5	43.1	52.0	29.0	37.5	14
16	51.6	32.3	47.5	48.9	53.0	50.7	30.5	41.1	49.9	40.1	49.0	28.5	36.5	16
18	46.3	30.1	43.5	45.3	47.9	46.1	28.6	36.9	45.0	35.4	43.9	27.5	35.5	18
20	40.0	26.0	40.0	40.1	40.9	39.0	26.2	34.2	40.8	33.3	39.6	25.1	34.0	20
22	36.1	23.7	37.0	37.8	37.5	35.6	22.5	29.5	35.1	28.9	34.5	21.6	30.0	22
24	32.8	22.1	34.2	35.3	34.1	32.8	20.7	27.2	32.2	26.7	31.7	20.1	27.9	24
26	30.1	20.3	30.0	32.8	31.7	29.9	19.6	25.5	29.3	25.0	28.7	18.6	26.2	26
28	27.8	18.9	27.9	30.8	28.9	27.6	18.2	23.8	26.9	23.1	26.8	17.4	24.5	28
30	25.6	17.8	25.7	28.6	27.2	25.9	17.0	22.0	25.2	21.5	24.6	16.3	22.8	30
32	23.9	16.7	23.8	26.9	24.9	23.5	15.8	20.6	23.5	20.1	22.8	15.3	21.1	32
34	22.2	15.8	22.2	25.1	23.2	22.1	15.0	19.4	21.7	18.9	21.6	14.2	20.0	34
36	20.6	14.7	20.5	23.5	22.0	20.4	14.1	18.2	20.6	17.7	19.9	13.5	18.8	36
38	19.2	14.0	19.3	22.3	20.4	19.2	13.5	17.0	19.1	16.8	18.7	12.7	17.6	38
40	17.7	13.2	18.0	20.7	20.2	18.1	12.6	16.2	17.9	15.6	17.5	11.8	16.5	40
42	15.9	12.6	16.9	19.4	19.2	16.9	11.8	15.3	16.7	15.0	16.3	11.2	15.6	42
44	15.0	11.3	15.7	17.2	17.9	15.1	11.2	14.7	15.9	14.1	15.7	10.6	14.7	44
46	13.9	10.5	14.8	16.0	16.5	14.1	10.3	13.1	14.1	12.8	13.7	9.7	13.0	46
48	13.0	10.1	14.0	15.0	15.4	13.3	9.7	12.3	13.4	12.1	13.1	9.2	12.3	48
50	12.1	9.7	13.1	14.1	14.5	12.4	9.2	11.4	12.3	11.3	12.3	8.8	11.8	50
52	11.2	9.3	12.4	13.3	13.5	11.4	8.9	10.6	11.6	10.6	11.3	8.4	10.6	52
54	10.5	8.7	11.0	12.4	12.0	10.4	8.5	9.9	10.7	9.7	10.7	7.9	10.1	54
56	9.3	8.3	10.8	11.7	11.1	9.8	8.0	9.3	9.9	9.1	9.8	7.6	9.7	56
58	8.7	7.7	10.0	10.8	10.5	9.2	7.6	8.7	9.3	8.5	9.2	7.3	9.0	58
60	7.8	7.3	9.4	9.9	9.5	8.5	7.2	8.1	8.7	8.1	8.6	6.9	8.6	60
62	6.9	6.7	9.2	9.0	8.6	7.6	6.6	7.7	7.9	7.5	7.9	6.6	8.0	62
64		6.4	9.2	8.2	7.7	6.8	6.3	7.1	7.1	7.1	7.1	6.1	7.7	64
66						5.5	5.9	6.8	6.3	6.5	6.3	5.8	7.4	66
68										6.2	4.8	5.4	7.0	68
组合 Code	3333100	0022222	1222111	2211220	2222110	3222200	0022233	0222330	2223300	0223330	2233300	0023333	1133330	组合 Code
倍率 Parts of line	6	3	5	5	6	5	3	4	5	4	4	3	3	倍率 Parts of line

起重性能表-平衡重后位

T 72.7~77.1m

Lifting capacities with counterweight in the rear

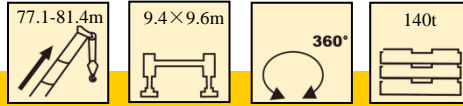


	72.7	73.6	73.6	73.6	74.3	74.3	74.3	75.2	75.2	76.2	76.2	77.1	77.1	
14	54.6	26.4	35.0	49.5	33.3	43.5	49.5	44.0	50.9	30.8	50.1	28.0	42.0	14
16	49.8	25.9	34.5	47.8	31.8	42.7	48.3	35.1	48.0	30.0	46.9	27.7	36.2	16
18	44.7	24.6	33.5	42.7	30.1	40.2	43.5	33.4	43.3	28.4	42.1	27.4	34.6	18
20	40.3	22.4	32.9	38.6	28.2	36.7	39.3	31.9	38.8	26.8	38.1	25.6	33.2	20
22	34.5	20.3	28.5	33.2	25.1	32.3	34.2	28.5	33.7	23.6	32.9	22.8	29.8	22
24	31.5	18.8	26.0	30.4	23.5	29.8	31.4	26.4	30.8	22.0	30.3	21.5	28.1	24
26	29.1	17.4	24.1	29.6	22.0	27.9	30.4	24.4	28.3	20.8	28.1	20.4	26.1	26
28	26.8	16.2	22.4	28.2	20.6	25.9	28.3	22.6	26.4	19.8	26.0	19.3	24.4	28
30	24.9	15.2	20.9	25.8	19.3	23.8	26.2	21.2	24.5	18.5	24.2	18.1	22.7	30
32	23.2	14.2	19.6	23.8	18.2	22.5	24.2	19.9	22.8	17.4	22.3	17.0	21.1	32
34	21.5	13.4	18.3	22.1	17.0	21.2	21.5	18.8	21.2	16.5	20.7	15.9	19.9	34
36	20.2	12.6	17.0	20.8	16.2	19.9	20.3	17.6	19.9	15.5	19.6	15.1	18.8	36
38	19.0	12.0	16.0	19.6	15.5	18.7	20.2	16.6	18.7	14.9	18.4	14.5	17.6	38
40	17.9	11.2	15.1	18.3	14.6	17.7	18.9	15.9	17.6	14.1	17.3	13.7	16.5	40
42	16.7	10.6	14.5	16.0	13.9	15.5	17.7	15.1	16.4	13.4	16.1	13.0	14.5	42
44	15.5	10.0	13.7	15.5	13.2	15.0	16.9	14.2	15.5	12.6	15.2	12.1	14.0	44
46	14.0	9.5	12.3	15.0	11.9	14.5	14.1	12.8	13.7	11.8	14.4	11.5	13.5	46
48	12.9	9.0	11.6	14.3	11.2	14.0	13.4	12.1	13.0	10.7	12.8	10.4	12.8	48
50	12.2	8.7	10.8	13.6	10.5	13.5	12.5	11.2	12.3	10.2	12.1	9.9	12.1	50
52	11.0	8.2	10.2	12.7	9.8	13.0	11.8	10.6	11.5	9.8	11.2	9.5	11.3	52
54	10.4	7.9	9.6	11.2	9.5	12.4	10.7	10.0	10.6	9.3	10.4	9.0	10.5	54
56	9.7	7.6	9.0	9.4	8.9	9.5	10.1	9.3	9.9	8.8	9.7	8.6	9.0	56
58	8.9	7.2	8.3	8.4	8.3	9.3	9.5	8.7	9.3	8.3	9.1	8.2	8.5	58
60	8.3	6.8	7.7	7.4	8.0	9.1	8.8	8.1	8.7	8.0	8.5	7.9	8.3	60
62	7.6	6.4	7.2	6.5	7.5	9.0	8.2	7.6	8.0	7.4	7.8	7.3	8.1	62
64	7.0	6.0	6.6	5.8	7.1	8.5	7.5	7.0	7.4	7.1	7.2	6.9	8.0	64
66	6.2	5.7	6.2	5.2	6.8	8.0	6.9	6.6	6.7	6.7	6.5	6.6	7.4	66
68	5.5	5.3	6.0	5.0	6.4	7.5	6.2	6.3	6.1	6.4	6.1	6.3	7.1	68
70					6.0	6.0	5.5	5.9	5.4	6.0	5.4	5.9	6.3	70
72										5.6	4.6	5.6	5.1	72
组合 Code	3333110	0033333	0333330	3333300	0122222	1222220	2222210	0322221	3222210	0122233	3322210	0122333	1223330	组合 Code
倍率 Parts of line	5	3	3	4	3	4	4	4	4	3	4	3	4	倍率 Parts of line

起重性能表-平衡重后位

T 77.1~81.4m

Lifting capacities with counterweight in the rear

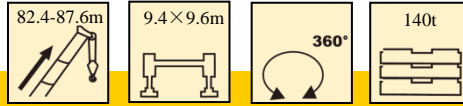


	77.1	78	78	78	78.9	78.9	78.9	79.6	79.6	80.5	80.5	81.4	81.4	
14	48.9	27.5	33.5	45.6										14
16	46.0	27.3	33.2	44.0	25.5	34.9	42.6	29.0	44.3	29.6	35.0	27.0	35.8	16
18	41.4	27.0	33.0	40.8	25.3	33.6	39.6	28.6	36.8	28.8	34.8	26.8	35.3	18
20	38.0	25.2	32.6	37.0	25.2	32.2	36.1	27.6	35.0	27.4	34.5	26.5	34.0	20
22	32.7	22.5	29.4	31.7	22.5	30.7	33.4	26.1	33.6	26.1	32.6	26.1	32.4	22
24	30.0	21.4	27.9	29.6	21.2	27.2	28.7	23.1	28.9	23.3	28.6	23.1	28.3	24
26	27.7	20.0	25.6	27.0	19.9	25.3	26.4	22.1	26.9	21.9	26.3	21.9	26.0	26
28	25.4	18.9	23.6	24.7	18.4	23.3	24.4	21.0	24.9	20.6	24.5	20.5	24.2	28
30	23.2	17.8	21.9	23.0	17.3	21.5	22.8	19.6	23.2	19.4	22.8	19.1	22.5	30
32	21.6	16.7	20.8	21.3	16.5	20.4	21.0	18.4	21.4	18.3	21.1	17.8	20.7	32
34	20.5	15.8	19.4	19.9	15.3	19.0	20.4	17.3	20.3	17.1	19.9	16.9	19.4	34
36	19.1	15.0	18.2	18.8	14.4	17.8	19.4	16.4	19.1	16.2	18.7	16.1	18.3	36
38	17.9	14.1	17.1	17.7	13.9	16.7	18.7	15.5	18.7	15.4	17.6	15.2	17.1	38
40	16.7	13.3	16.2	16.5	13.0	15.8	17.5	14.6	17.6	14.5	16.4	14.3	16.2	40
42	15.7	12.7	15.4	15.3	12.4	15.5	16.5	14.1	16.5	13.9	15.5	13.7	15.1	42
44	14.8	12.0	14.6	14.5	11.6	15.2	14.5	13.5	15.7	13.3	14.6	13.1	14.4	44
46	14.0	11.2	14.0	13.7	11.0	14.7	14.2	12.5	14.7	12.7	14.0	12.0	13.6	46
48	12.6	10.1	12.5	12.3	9.9	14.1	13.8	11.8	14.0	12.1	13.1	11.3	12.9	48
50	11.8	9.6	11.8	11.4	9.5	13.3	13.3	10.8	13.5	10.6	11.8	10.4	11.7	50
52	11.0	9.3	11.0	10.7	9.0	12.1	12.4	10.3	12.7	10.1	11.0	9.9	10.8	52
54	10.4	8.8	10.4	10.1	8.7	11.4	11.5	9.8	11.7	9.7	10.4	9.5	10.3	54
56	9.6	8.5	9.8	9.4	8.3	10.8	10.3	9.5	9.8	9.3	9.8	9.0	9.7	56
58	8.8	8.0	9.2	8.8	7.8	9.4	8.2	8.0	8.5	8.7	9.2	8.7	9.2	58
60	8.2	7.6	8.8	8.2	7.5	9.3	8.0	7.8	8.3	8.3	8.6	8.1	8.6	60
62	7.6	7.3	8.2	7.5	7.0	9.1	7.8	7.7	8.1	7.8	7.9	7.5	7.9	62
64	7.0	6.8	7.4	6.9	6.6	8.6	7.6	7.5	8.0	7.3	7.5	7.2	7.3	64
66	6.6	6.5	7.1	6.5	6.2	8.2	7.3	7.1	7.8	6.9	6.9	6.7	6.8	66
68	5.9	6.1	6.5	6.0	5.9	7.7	6.9	6.9	7.6	6.5	6.3	6.3	6.2	68
70	5.4	5.8	5.8	5.4	5.6	6.5	5.9	6.6	6.1	5.9	6.0	5.9	5.9	70
72	4.7	5.4	5.0	4.8	5.2	5.8	4.9	6.2	5.6	5.6	5.4	5.6	5.3	72
74					5.0	5.1	4.3	5.1	5.0	5.2	4.9	5.2	4.9	74
76										4.8	4.3	4.9	4.3	76
组合 Code	3332210	0123333	1233330	3333210	0133333	1333330	3333310	0222222	2222220	0322222	3222220	0332222	3322220	组合 Code
倍率 Parts of line	4	3	3	4	2	3	4	3	4	3	3	3	3	倍率 Parts of line

起重性能表-平衡重后位

T 82.4~87.6m

Lifting capacities with counterweight in the rear

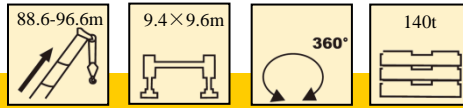


	82.4	82.4	83.3	83.3	84.2	84.2	84.9	84.9	85.1	85.1	85.8	86.7	87.6	
16	24.5	34.2	24.0	29.5	24.2	31.2	25.5	32.1	20.0	27.0	30.5	29.5	28.3	16
18	24.2	34.0	23.8	29.0	24.2	31.1	25.2	30.9	19.8	26.8	30.4	29.5	28.3	18
20	24.0	33.1	23.7	28.8	23.8	30.5	25.1	29.9	19.7	26.6	29.3	29.0	28.2	20
22	23.6	31.7	23.6	28.3	22.9	29.5	24.7	28.8	19.7	26.5	28.2	27.9	27.4	22
24	22.5	28.0	21.4	27.1	20.7	26.8	23.0	26.1	19.5	26.3	25.8	25.6	25.2	24
26	21.5	25.7	20.4	24.9	19.9	24.6	22.0	25.0	19.3	24.4	24.8	24.6	24.0	26
28	20.1	23.8	19.3	22.9	18.9	22.6	20.9	23.2	18.5	22.5	23.1	23.0	22.6	28
30	18.9	21.9	18.4	21.3	17.8	21.2	20.0	21.7	16.7	20.8	21.5	21.3	20.9	30
32	17.7	20.6	17.6	20.0	16.8	19.6	19.1	20.5	15.6	19.5	20.4	19.8	19.7	32
34	16.5	19.3	16.6	18.8	15.8	18.5	18.1	19.2	14.9	18.4	18.9	18.7	18.6	34
36	15.6	19.0	15.7	17.4	14.9	17.4	17.1	18.0	14.1	17.2	17.8	17.6	17.5	36
38	14.9	17.7	14.8	16.5	14.2	16.3	16.3	16.9	13.2	16.1	16.7	16.4	16.3	38
40	14.2	16.7	14.2	15.6	13.4	15.3	15.5	16.1	12.5	15.0	15.8	15.6	15.4	40
42	13.5	15.8	13.7	14.7	12.6	14.4	14.9	15.2	11.8	14.3	15.0	14.7	14.5	42
44	12.5	14.9	12.7	13.8	11.7	13.7	14.1	14.4	10.9	13.3	14.4	14.2	13.6	44
46	11.7	14.2	12.1	13.1	11.1	13.0	13.5	13.7	10.4	12.5	13.6	13.3	13.1	46
48	11.1	13.3	11.2	12.1	10.7	12.1	12.6	13.0	10.0	12.2	12.8	12.6	11.9	48
50	10.2	12.4	10.1	10.7	9.7	10.6	11.9	12.2	9.6	11.6	11.8	11.5	11.3	50
52	9.6	11.7	9.7	10.4	9.3	10.2	10.8	10.9	9.2	10.9	10.7	11.0	11.0	52
54	9.3	11.0	9.3	9.9	8.8	9.7	10.4	10.3	8.7	10.5	10.3	10.0	9.8	54
56	8.8	9.9	8.9	9.3	8.4	9.1	9.9	9.9	8.3	10.0	9.7	9.4	9.3	56
58	8.4	9.4	8.6	9.0	8.1	8.8	9.5	9.4	8.0	8.6	9.3	9.0	8.9	58
60	8.0	8.8	8.1	8.5	7.8	8.2	9.0	9.1	7.7	8.0	8.8	8.7	8.5	60
62	7.4	8.1	7.8	7.9	7.6	7.9	8.5	8.5	7.5	7.7	8.3	8.1	7.9	62
64	7.0	7.3	7.4	7.5	7.1	7.3	8.1	7.8	7.0	7.2	7.6	7.6	7.5	64
66	6.5	6.6	6.9	7.0	6.8	6.9	7.5	7.5	6.6	6.5	7.2	7.0	7.0	66
68	6.2	6.2	6.6	6.5	6.3	6.3	7.2	6.9	6.2	6.1	6.6	6.6	6.5	68
70	5.8	5.6	6.3	6.0	5.6	5.8	6.5	6.4	5.8	5.6	6.3	6.0	6.1	70
72	5.5	5.2	6.0	5.7	4.5	5.4	5.6	6.0	5.4	5.3	5.8	5.7	5.4	72
74	5.2	4.9	5.7	5.1	4.2	5.1	5.5	5.6	5.1	4.9	5.4	5.2	5.1	74
76	4.8	4.3	5.4	4.7	3.9	4.6	5.4	5.2	4.7	4.3	5.0	4.8	4.8	76
78	3.9	3.3	5.2	4.1	3.7	4.1	5.3	4.7	4.4	3.9	4.6	4.4	4.4	78
80							4.2	4.2	4.0	3.5	4.1	4.0	4.0	80
82												3.5	3.5	82
组合 Code	0333222	3332220	1123333	2233330	0233333	2333330	1222222	2222221	0333333	3333330	3222221	3322221	3332221	组合 Code
倍率 Parts of line	2	3	2	3	2	3	2	3	2	3	3	3	3	倍率 Parts of line

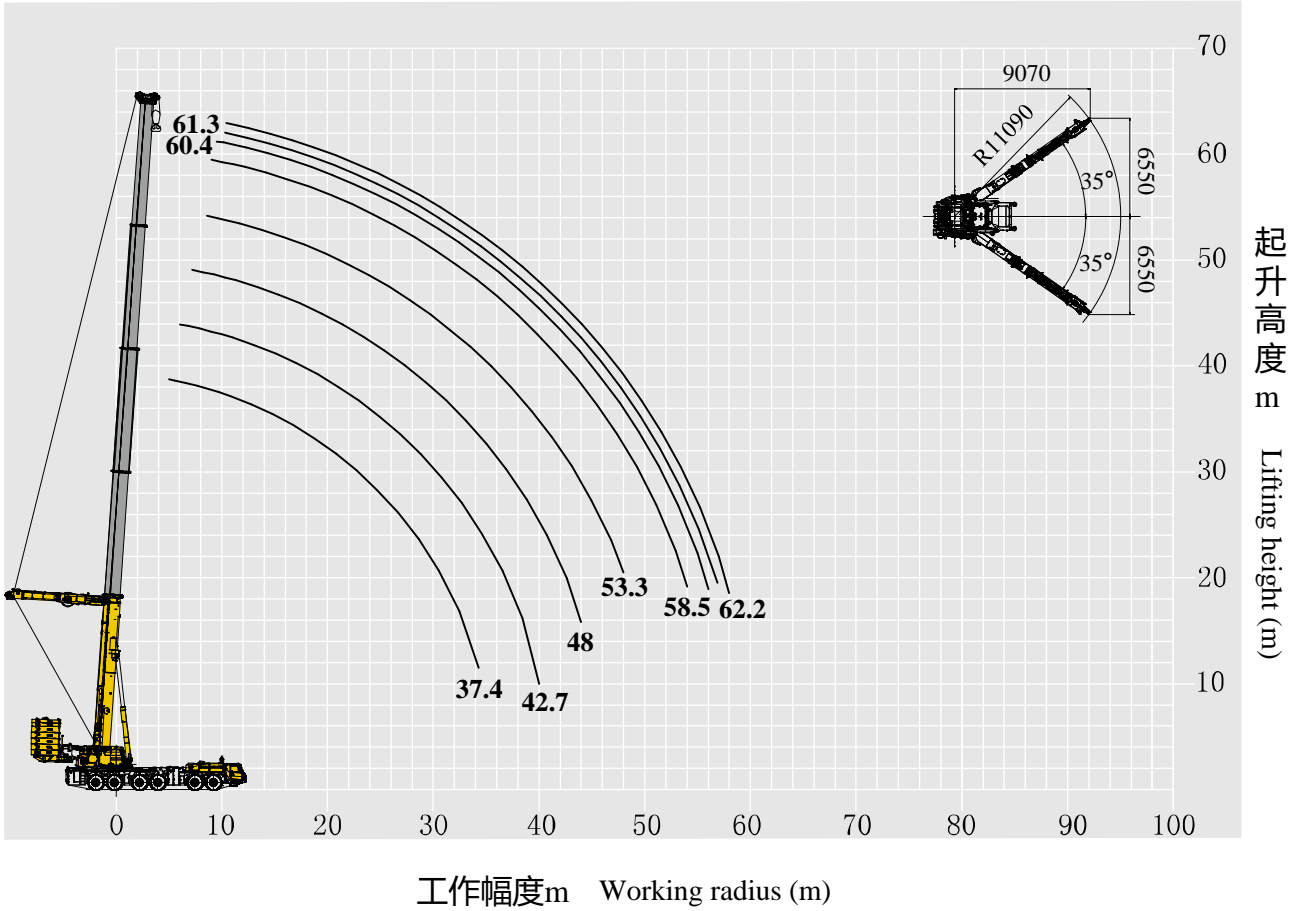
起重性能表-平衡重后位

T 88.6~96.6m

Lifting capacities with counterweight in the rear



	88.6	88.6	89.5	89.5	90.2	90.4	90.4	91.1	92	92.9	93.8	94.8	95.7	96.6	
16	20.5	24.0	19.0	26.0	21.0	18.0	25.0	24.2	24.1	22.5	21.1	20.8	18.0		16
18	20.3	23.8	18.5	25.9	20.5	17.8	24.0	24.0	23.1	22.5	21.1	20.8	17.8	17.0	18
20	20.1	23.6	18.0	25.8	20.0	17.5	23.9	24.0	23.0	22.5	21.1	20.3	17.6	17.0	20
22	19.6	23.5	17.6	25.6	19.8	17.2	23.7	23.5	22.8	22.3	21.1	20.3	17.5	16.9	22
24	19.3	23.3	17.3	23.0	19.5	17.0	22.3	21.7	21.4	21.0	19.4	19.4	17.3	16.9	24
26	18.8	23.0	17.0	22.2	19.2	16.8	21.6	21.1	20.7	20.4	18.8	18.7	17.2	16.7	26
28	18.8	22.1	16.8	21.5	19.0	16.5	20.9	20.4	20.1	19.7	18.2	18.0	17.1	16.6	28
30	17.0	20.5	16.5	19.0	18.8	16.2	18.5	19.7	19.4	19.1	17.6	17.4	16.2	16.5	30
32	16.9	19.2	16.2	18.5	18.5	16.0	18.0	18.9	18.7	18.4	17.0	16.8	16.0	15.6	32
34	16.6	18.1	16.0	17.7	17.8	15.8	17.3	17.7	17.6	17.3	16.5	16.3	15.8	15.4	34
36	15.8	17.0	15.8	16.6	16.8	15.6	16.4	16.7	16.5	16.5	15.8	15.6	15.5	15.3	36
38	15.1	16.0	14.9	15.6	16.0	14.8	15.5	15.9	15.7	15.3	15.0	14.8	14.6	14.4	38
40	14.3	15.2	14.3	14.8	15.1	14.0	14.7	15.0	14.8	14.5	14.1	13.9	13.8	13.8	40
42	13.7	14.3	13.5	13.9	14.5	13.3	13.8	14.3	14.1	13.9	13.6	13.3	13.1	13.0	42
44	13.0	13.4	12.4	13.2	13.7	12.6	13.1	13.6	13.4	13.0	12.6	12.2	12.2	12.0	44
46	11.9	12.8	11.8	12.2	13.0	11.9	12.2	12.8	12.6	11.9	11.8	11.6	11.4	11.2	46
48	11.4	11.7	11.2	11.5	12.4	11.2	11.4	12.1	11.9	11.3	11.2	11.0	10.8	10.7	48
50	11.0	11.0	10.9	10.9	11.6	10.6	10.8	11.4	11.2	10.8	10.7	10.4	10.4	10.2	50
52	10.4	10.8	10.3	10.3	11.0	10.2	10.2	10.8	10.6	10.5	10.2	10.1	9.8	9.8	52
54	9.5	9.6	10.0	10.0	10.6	9.6	9.8	10.4	10.1	10.0	9.8	9.5	9.5	9.3	54
56	9.2	9.0	8.9	8.9	9.5	8.8	8.7	9.3	9.1	9.0	9.5	9.2	9.0	8.9	56
58	8.7	8.7	8.6	8.6	9.2	8.5	8.4	9.0	8.7	8.6	8.4	8.3	8.3	8.6	58
60	8.4	8.2	8.3	8.0	8.6	8.2	8.1	8.6	8.4	8.3	8.2	8.0	7.8	7.6	60
62	8.1	7.9	8.0	7.8	8.3	7.9	7.6	8.3	8.2	7.8	7.9	7.7	7.6	7.3	62
64	7.8	7.3	7.6	7.3	8.0	7.5	7.3	7.9	7.7	7.4	7.6	7.3	7.3	7.0	64
66	7.4	7.0	7.3	6.9	7.6	7.2	6.9	7.4	7.2	7.1	7.3	7.0	7.0	6.7	66
68	7.1	6.4	6.9	6.4	7.2	6.8	6.6	6.8	6.9	6.8	7.0	6.7	6.7	6.4	68
70	6.5	5.9	6.4	6.0	6.6	6.2	6.0	6.5	6.3	6.2	6.5	6.4	6.4	6.2	70
72	5.4	5.5	5.5	5.5	5.6	5.9	5.6	6.2	6.0	5.8	6.2	6.1	6.0	5.9	72
74	5.2	5.2	5.3	5.1	5.4	5.6	5.0	5.6	5.6	5.5	5.9	5.6	5.7	4.9	74
76	4.9	4.8	5.2	4.8	5.3	5.2	4.5	5.2	5.1	5.2	5.6	5.3	5.3	4.7	76
78	4.1	4.2	4.3	4.4	5.0	4.9	4.0	4.9	4.7	4.7	5.2	5.0	4.9	4.7	78
80	3.9	4.0	3.8	4.0	4.6	4.6	3.6	4.5	4.3	4.3	4.9	4.5	4.5	4.3	80
82	3.7	3.6	3.6	3.6	4.3	4.3	3.3	4.0	4.0	4.0	4.5	4.1	4.1	4.0	82
84			3.4	3.2	3.9	4.2	2.7	3.5	3.8	3.6	3.9	3.8	3.8	3.5	84
86								3.0	3.3	3.3	3.5	3.5	3.3	3.2	86
88											2.8	2.7	2.5	2.8	88
90													2.3	2.2	90
组合 Code	122333	333322	123333	333332	222222	133333	333333	322222	332222	333222	222333	223333	233333	333333	组合 Code
倍率	3	1	3	1	2	3	1	2	2	2	3	3	3	3	倍率
Parts of line	2	2	2	2	2	2	2	2	2	2	2	2	2	2	Parts of line



起重性能表-平衡重后位

T 37.4~42.7m

Lifting capacities with counterweight in the rear



	37.4	37.4	37.4	37.4	37.4	37.4	42.7	42.7	42.7	42.7	42.7	42.7	
5	181.0	179.4	178.6	177.8	178.6	179.4							5
6	181.0	178.5	177.7	177.0	176.8	177.5	178.5	178.0	176.8	177.3	177.3	178.0	6
7	179.5	176.6	175.7	175.7	173.9	173.9	169.2	168.3	168.3	167.4	167.4	166.5	7
8	166.3	160.1	160.1	159.2	158.2	157.3	153.9	153.0	153.0	152.1	152.1	151.2	8
9	152.0	147.2	146.3	145.4	144.4	143.5	140.4	140.4	140.4	138.6	138.6	137.7	9
10	139.7	135.2	134.3	133.4	132.5	131.6	129.6	128.7	128.7	127.8	127.8	126.9	10
12	124.5	115.9	115.0	114.1	113.2	112.2	120.3	119.3	119.3	118.3	118.3	117.4	12
14	107.8	101.2	100.3	99.4	98.4	97.5	106.9	105.9	105.9	104.9	104.9	104.0	14
16	96.0	89.2	88.3	87.4	86.5	85.6	95.0	94.1	94.1	92.1	92.1	91.1	16
18	85.3	79.1	78.2	78.2	76.4	75.4	85.1	84.2	83.2	82.2	82.2	81.2	18
20	74.1	71.8	70.8	69.9	68.1	67.2	76.2	75.2	75.2	73.3	73.3	72.3	20
22	67.5	64.4	63.5	62.6	60.7	59.8	68.3	67.3	67.3	66.3	65.3	64.4	22
24	59.9	58.0	56.1	56.1	53.4	53.4	61.4	60.4	60.4	59.4	58.4	57.4	24
26	54.2	51.5	50.6	49.7	47.8	47.8	55.4	54.5	54.5	52.5	52.5	51.5	26
28	49.4	46.9	46.0	45.1	43.2	42.3	50.5	49.5	49.5	47.5	47.5	46.5	28
30	44.7	42.3	41.4	40.5	38.6	37.7	46.5	45.5	44.6	43.6	43.6	41.6	30
32	39.1	37.8	36.3	35.5	33.9	33.0	42.6	41.6	40.6	38.6	38.6	37.6	32
34	29.4	28.5	26.9	26.1	24.6	23.7	37.1	36.1	35.2	34.2	34.2	32.3	34
36							33.8	32.0	32.0	30.8	30.7	29.1	36
38							27.1	25.6	25.6	24.1	24.1	23.0	38
40							16.5	15.4	15.4	14.0	14.0	13.0	40
组合 Code	0022	0112	0211	1111	2110	2200	0122	0221	1112	1220	2111	2210	组合 Code
倍率 Parts of line	16	15	15	15	15	15	15	15	15	15	15	15	倍率 Parts of line

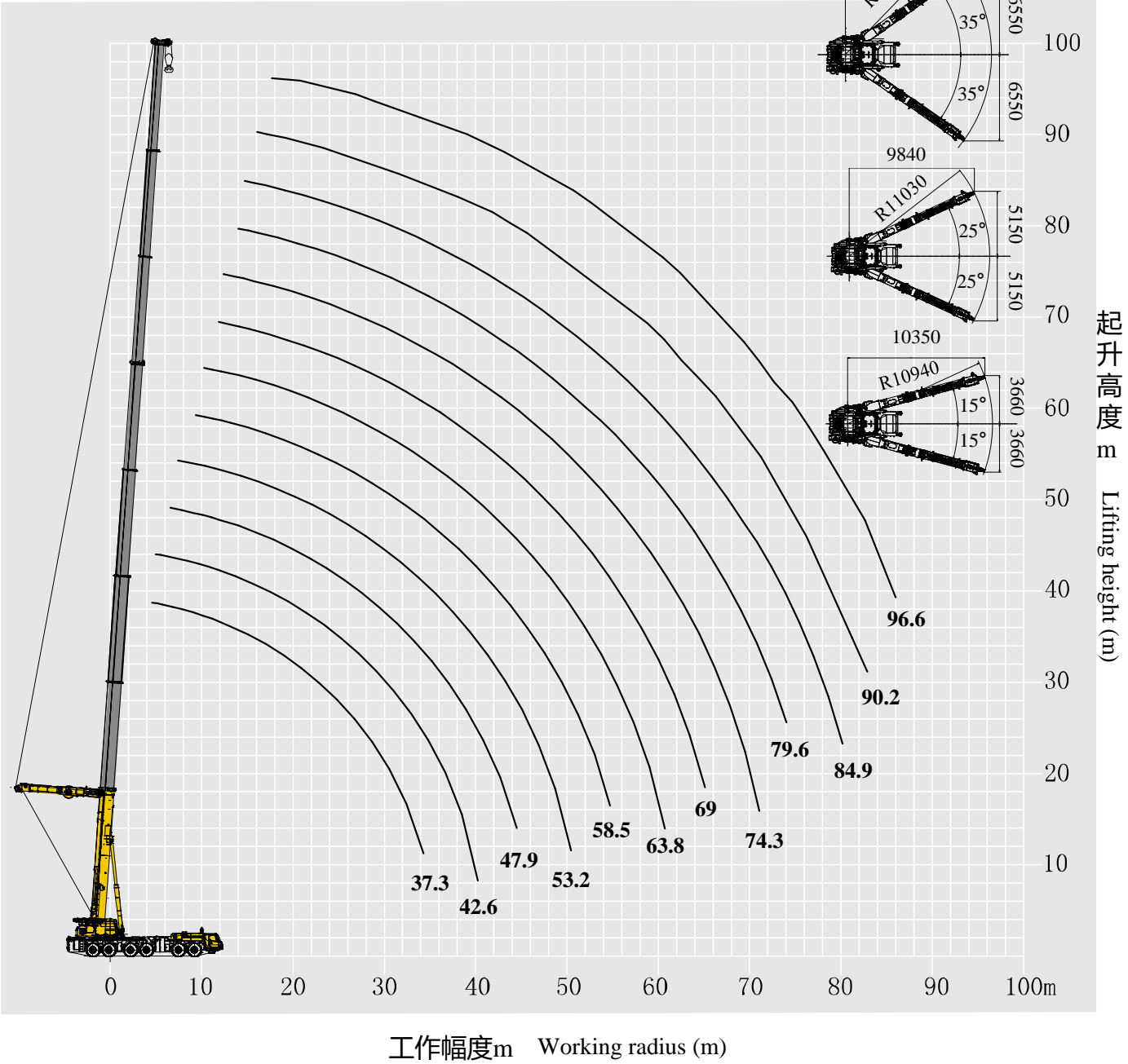
起重性能表-平衡重后位

T 48~62.2m

Lifting capacities with counterweight in the rear



	48	48	48	48	53.3	53.3	58.5	60.4	60.4	61.3	61.3	62.2	
7	168.4	168.4	167.4	166.5									7
8	152.0	151.1	150.2	150.2	148.7	149.0							8
9	137.7	136.8	135.9	135.9	135.6	134.7	129.6	124.6	124.7				9
10	126.9	126.9	125.1	125.1	124.2	123.3	119.9	116.0	116.1	116.6	116.7	112.8	10
12	115.0	115.0	113.1	113.1	113.1	112.1	107.9	107.0	107.0	103.5	103.5	102.6	12
14	103.9	103.9	101.9	101.9	100.9	99.9	93.9	93.9	93.9	93.9	93.0	93.0	14
16	92.1	92.1	90.2	89.2	90.2	89.2	86.4	85.4	85.4	82.8	82.8	82.8	16
18	82.3	82.3	80.4	79.4	80.4	79.4	78.4	78.4	78.4	76.8	76.8	77.4	18
20	75.2	74.3	72.3	72.3	72.5	71.5	70.6	70.6	70.6	70.6	70.6	70.6	20
22	67.3	67.3	65.3	64.4	65.7	63.7	63.7	63.7	63.7	63.7	63.7	62.7	22
24	60.4	60.4	58.4	57.4	58.8	57.8	57.8	56.8	56.8	56.8	56.8	56.8	24
26	55.4	54.5	52.5	51.5	52.9	51.9	51.9	51.9	51.9	51.9	51.9	51.0	26
28	50.5	49.5	47.5	46.5	48.0	47.0	47.0	47.0	47.0	47.0	47.0	47.0	28
30	45.5	45.5	42.6	42.6	44.1	43.1	43.1	43.1	43.1	43.1	43.1	43.1	30
32	41.6	41.6	38.6	37.6	39.2	38.2	38.2	38.2	38.2	38.2	38.2	38.2	32
34	37.6	37.6	34.7	34.7	36.3	35.3	35.3	35.3	35.3	35.3	35.3	35.3	34
36	34.7	34.7	32.7	31.7	33.3	32.3	32.3	32.3	32.3	32.3	32.3	32.3	36
38	32.7	31.7	29.7	28.7	31.4	29.4	30.4	30.4	29.4	30.4	29.4	30.4	38
40	30.0	29.8	27.0	26.7	28.4	27.4	27.4	27.4	27.4	27.4	27.4	27.4	40
42	27.4	26.7	24.4	24.0	26.5	25.4	25.5	25.5	25.5	25.5	25.5	25.5	42
44	21.2	20.5	18.2	17.8	24.5	23.0	23.5	24.5	23.5	23.5	23.5	23.5	44
46					22.5	20.9	22.3	22.5	21.6	22.5	22.5	22.5	46
48					18.1	16.9	20.4	20.6	20.4	20.6	20.6	20.6	48
50					12.1	10.7	18.6	19.0	18.6	19.0	18.6	19.0	50
52							17.0	17.4	17.0	17.4	17.2	17.4	52
54							12.2	14.5	14.2	15.9	15.7	15.9	54
56								10.9	10.6	12.5	12.2	14.0	56
58										7.8	7.3	10.1	58
组合 Code	0222	1122	2211	2220	1222	2221	2222	2233	3322	2333	3332	3333	组合 Code
倍率 Parts of line	14	14	14	14	13	13	11	11	11	10	10	10	倍率 Parts of line



起重性能表-平衡重后位-35°展开角

T 37.3~54.1m

Lifting capacities with counterweight in the rear and 35° unfolding angle



	37.3	37.3	39.2	42.6	42.6	42.6	44.5	47.9	47.9	48.8	50.7	53.2	54.1	
4	192.4	191.4	191.3											4
4.5	190.2	188.8	188.3	182.6	181.8	182.8								4.5
5	188.0	186.5	185.3	181.6	180.9	181.1	161.0							5
6	185.8	183.4	182.3	180.7	179.9	179.4	156.3	162.8	163.5	143.8	148.2			6
7	183.6	181.2	179.3	179.7	179.0	177.7	151.5	160.1	162.3	140.4	145.6	133.9	139.7	7
8	181.3	179.0	176.3	167.6	178.0	176.0	146.8	157.5	161.2	137.0	143.1	132.0	136.5	8
9	168.0	163.0	163.5	155.4	163.0	161.0	142.0	147.6	160.0	133.6	140.6	130.2	133.3	9
10	149.3	149.0	152.6	143.2	150.0	147.0	137.2	137.6	147.0	130.2	131.4	121.3	130.2	10
12	128.9	124.1	128.9	130.9	128.0	126.0	125.5	122.5	126.0	126.9	117.3	112.4	127.0	12
14	112.4	106.6	112.4	112.4	107.6	105.7	113.9	109.4	110.0	113.0	105.0	103.6	111.0	14
16	98.9	94.0	98.9	98.9	95.0	93.1	98.9	98.7	97.0	100.0	95.0	94.7	98.0	16
18	88.2	83.4	88.2	88.2	84.3	82.4	89.2	87.4	83.4	86.3	84.4	86.1	87.0	18
20	79.5	73.7	79.5	79.5	75.6	72.7	79.5	79.5	74.6	77.6	77.2	77.0	75.6	20
22	71.7	65.9	71.7	72.7	67.9	64.9	72.7	72.7	66.9	70.8	71.3	71.1	67.9	22
24	61.5	59.1	65.9	65.9	61.1	58.2	65.9	65.9	59.1	64.0	65.9	65.7	61.1	24
26	56.0	49.6	56.0	59.1	54.3	51.4	60.1	60.1	53.3	58.2	60.1	60.1	55.3	26
28	50.5	44.1	51.4	51.4	45.9	43.8	54.3	54.3	47.5	52.3	55.3	54.3	50.4	28
30	45.1	38.7	46.3	46.8	41.5	38.5	46.8	49.4	43.1	47.5	50.4	49.4	45.6	30
32			40.8	42.3	36.9	33.9	42.9	43.2	36.2	41.0	43.8	45.6	41.0	32
34				38.2	32.8	29.9	38.8	39.2	32.2	36.7	39.8	39.5	34.8	34
36				34.2	28.9	26.2	35.3	35.7	28.7	33.5	36.3	35.8	31.4	36
38							31.3	32.5	25.6	30.4	33.2	32.9	28.3	38
40							25.2	29.7	22.9	27.6	30.4	30.1	25.5	40
42								26.7	19.7	24.8	27.9	27.6	23.0	42
44											25.4	25.9	20.8	44
46												23.8	18.8	46
48												19.6	16.3	48
组合 Code	0000022	0111100	0000033	0000122	0111110	1111100	0000133	0000222	1111110	0003220	0000333	0001222	0311111	组合 Code
倍率 Parts of line	17	17	17	16	16	16	14	14	14	12	13	11	12	Parts of line

起重性能表-平衡重后位-35°展开角

T 54.1~69m

Lifting capacities with counterweight in the rear and 35° unfolding angle



	54.1	55.9	58.5	62.1	63.8	63.8	64.7	65.6	66.5	66.5	67.4	67.4	69	
7	140.3	134.7												7
8	136.2	127.2	122.6											8
9	132.2	119.8	120.9	103.1										9
10	128.1	112.3	113.3	97.8	105.1	111.6	110.6	111.3	112.8	111.6				10
12	124.0	104.9	105.6	92.4	99.0	109.3	108.3	108.6	108.0	108.1	67.3	107.8	74.5	12
14	108.0	97.4	97.9	87.1	92.9	107.0	106.0	105.9	103.3	104.6	65.6	102.5	71.7	14
16	95.0	90.0	88.9	81.8	85.4	94.0	93.0	93.0	93.8	93.0	63.9	93.0	69.0	16
18	84.0	82.3	81.9	76.5	78.1	84.0	83.0	83.0	84.0	83.0	62.1	83.0	66.2	18
20	72.7	73.9	74.8	71.2	71.7	75.0	74.0	74.0	76.0	74.0	60.4	74.0	63.5	20
22	65.9	68.2	67.7	66.2	66.3	67.0	67.0	66.0	68.0	66.0	58.7	66.0	60.7	22
24	58.2	63.5	62.8	60.0	62.0	60.0	59.0	59.0	61.0	59.0	56.9	59.0	58.0	24
26	52.3	59.5	58.9	56.1	56.2	52.3	51.4	51.4	53.3	51.4	54.9	53.0	55.3	26
28	46.5	55.3	54.3	52.2	53.0	46.5	46.5	46.5	48.5	46.5	50.0	46.5	50.4	28
30	42.3	50.4	49.4	49.0	49.4	42.7	41.7	41.7	43.6	41.7	46.8	41.7	47.2	30
32	36.8	46.5	45.6	45.6	45.6	36.8	36.8	36.8	37.8	36.8	44.4	36.8	44.4	32
34	31.6	40.0	42.0	42.4	41.7	33.9	33.0	33.0	34.9	33.0	41.7	33.0	41.5	34
36	28.1	36.5	35.8	38.7	37.8	30.3	29.6	29.6	31.8	29.6	37.8	29.8	36.8	36
38	25.0	33.4	33.1	33.6	34.8	27.1	26.3	26.4	28.5	26.4	34.9	26.6	34.5	38
40	22.3	30.6	30.7	30.8	30.2	22.9	22.2	22.3	24.3	22.3	32.3	23.7	31.6	40
42	19.9	28.1	28.8	28.3	27.7	20.5	19.8	19.8	21.9	19.9	28.1	20.0	27.5	42
44	17.6	25.9	26.8	26.1	25.5	18.3	17.6	17.6	19.7	17.7	25.9	17.8	25.3	44
46	15.6	23.9	24.7	24.1	23.5	16.3	15.6	15.6	17.7	15.7	23.9	15.9	23.3	46
48	13.6	22.0	22.5	22.3	21.6	14.5	13.8	13.8	15.9	13.9	22.0	14.1	21.5	48
50		19.2	20.7	20.6	19.9	12.8	12.2	12.2	14.2	12.3	20.4	12.4	20.0	50
52		14.4	18.5	19.0	18.4	11.3	10.6	10.7	12.7	10.7	18.8	10.9	18.5	52
54				17.6	17.1	9.9	9.2	9.2	11.3	9.3	17.4	9.5	17.0	54
56				15.5	15.8	8.6	7.9	7.9	9.9	8.0	16.1	8.2	15.5	56
58					13.4	6.5	6.7	6.7	8.7	6.8	14.9	7.0	14.3	58
60							4.0	5.1	7.5	5.7	13.7	5.8	13.3	60
62											11.4	3.8	12.1	62
64													9.5	64
组合 Code	3111110	0001333	0002222	0003333	0012222	2221110	3222100	3322100	1233300	3332100	0013333	3333100	0022222	组合 Code
倍率 Parts of line	12	11	10	9	9	9	9	9	10	9	6	9	6	Parts of line

起重性能表-平衡重后位-35°展开角

T 69~75.2m

Lifting capacities with counterweight in the rear and 35° unfolding angle

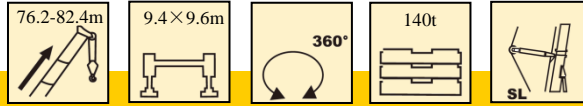


	69	70	70.9	70.9	71.8	71.8	72.7	72.7	73.6	73.6	74.3	74.3	75.2	
12	108.6	90.3	76.7	93.1	87.9	93.1	74.5	94.0	70.4	88.5	69.4	89.0	89.9	12
14	103.6	87.5	72.6	89.4	83.7	90.7	71.3	89.9	67.7	86.6	67.0	85.1	86.7	14
16	94.0	84.7	68.5	85.7	79.6	88.4	68.2	85.7	64.9	84.6	64.7	81.2	83.6	16
18	84.0	81.8	64.4	81.9	75.4	80.6	65.0	81.6	62.1	77.6	62.3	77.3	76.4	18
20	75.0	75.0	60.0	75.0	69.3	74.6	61.8	75.0	59.4	71.5	60.0	71.6	70.3	20
22	68.0	67.0	55.6	67.0	64.3	67.0	58.7	67.0	56.6	66.5	57.7	65.5	65.2	22
24	60.0	60.0	51.2	60.0	60.5	60.0	55.1	60.0	53.9	60.0	55.3	60.8	61.0	24
26	54.0	54.0	46.9	54.0	56.1	54.0	52.1	54.0	51.2	54.0	52.9	55.0	55.0	26
28	47.5	46.5	44.8	47.5	50.4	47.5	47.0	47.5	46.7	47.5	47.8	47.5	47.5	28
30	42.7	42.7	42.7	42.7	46.5	42.7	44.2	42.7	43.8	42.7	44.8	43.6	43.6	30
32	37.8	36.8	40.5	37.8	42.7	37.8	42.2	37.8	41.8	36.8	42.4	37.8	37.8	32
34	33.9	33.9	38.4	33.9	37.8	33.9	39.5	33.9	39.2	33.9	40.3	34.9	34.9	34
36	31.0	30.7	36.2	31.0	34.9	31.0	36.5	31.0	36.0	31.0	35.9	32.0	31.9	36
38	27.8	27.5	34.1	27.9	31.7	27.9	34.6	27.9	34.1	27.8	33.9	28.8	28.7	38
40	25.0	24.6	31.9	25.0	28.8	25.1	32.0	25.0	32.0	24.9	31.0	25.9	25.8	40
42	21.2	20.9	27.8	21.3	24.8	21.3	27.9	21.3	27.9	21.2	27.0	22.1	22.0	42
44	19.0	18.7	25.6	19.1	22.6	19.1	25.7	19.1	25.6	19.0	24.8	19.9	19.8	44
46	17.0	16.7	23.6	17.1	20.6	17.1	23.7	17.1	23.6	17.0	22.8	17.9	17.8	46
48	15.2	14.9	21.7	15.3	18.8	15.3	21.8	15.3	21.8	15.2	20.9	16.1	16.0	48
50	13.6	13.3	20.1	13.6	17.1	13.7	20.2	13.7	20.1	13.6	19.3	14.5	14.4	50
52	12.1	11.7	18.5	12.1	15.6	12.2	18.6	12.1	18.6	12.1	17.7	13.0	12.9	52
54	10.7	10.3	17.1	10.7	14.2	10.8	17.2	10.7	17.2	10.7	16.3	11.6	11.5	54
56	9.4	9.0	15.8	9.4	12.9	9.5	15.9	9.4	15.9	9.4	15.0	10.3	10.2	56
58	8.1	7.8	14.6	8.2	11.7	8.3	14.7	8.2	14.7	8.2	13.8	9.1	9.0	58
60	7.0	6.7	13.5	7.1	10.6	7.1	13.6	7.1	13.5	7.1	12.8	8.0	7.9	60
62	5.9	5.6	12.4	6.0	9.5	6.1	12.5	6.1	12.5	6.0	11.8	6.9	6.8	62
64	3.6	4.4	11.4	5.0	8.5	5.1	11.5	5.1	11.5	5.0	10.6	5.9	5.8	64
66			8.6	2.4	6.7	3.4	10.6	4.1	10.6	4.1	9.8	5.0	4.9	66
68									8.9	2.8	8.4	4.1	4.0	68
70													2.3	70
组合 Code	2222110	3222200	0022233	2223300	0223330	2233300	0023333	3333110	0033333	3333300	0122222	2222210	3222210	组合 Code
倍率 Parts of line	9	8	6	8	7	8	6	8	6	7	6	7	8	倍率 Parts of line

起重性能表-平衡重后位-35°展开角

T 76.2~82.4m

Lifting capacities with counterweight in the rear and 35° unfolding angle



	76.2	76.2	77.1	77.1	78	78	78.9	78.9	79.6	79.6	80.5	81.4	82.4	
12	68.4	87.9												12
14	64.9	85.2	62.2	84.1	60.2	83.8	55.3	77.8	64.2	76.7	74.9	73.6	67.3	14
16	61.4	82.6	59.4	81.6	57.3	80.8	54.9	76.9	60.3	74.7	72.9	71.3	64.6	16
18	58.0	76.3	56.5	75.5	54.5	74.1	52.7	72.2	56.6	70.3	68.5	66.7	61.8	18
20	54.5	70.3	53.7	69.5	51.6	68.4	50.4	67.2	53.5	65.4	64.4	62.6	59.1	20
22	51.0	65.1	50.8	64.1	48.8	63.5	48.1	62.2	50.4	60.9	60.5	59.2	56.3	22
24	47.6	60.0	48.0	59.7	45.9	58.9	45.7	57.6	47.8	56.9	56.5	55.8	53.6	24
26	43.9	54.0	45.1	54.0	43.1	54.0	43.6	53.5	45.5	53.0	52.6	51.8	50.8	26
28	43.4	47.5	41.8	49.0	39.8	49.0	41.4	49.0	43.5	49.7	49.2	48.8	48.3	28
30	42.8	43.6	40.0	43.6	38.3	43.6	38.8	43.6	40.2	44.6	43.6	43.6	43.6	30
32	41.0	37.8	38.2	37.8	36.7	37.8	35.9	37.8	38.2	38.8	38.8	38.8	38.8	32
34	39.0	34.9	36.3	34.9	35.2	34.9	34.9	34.9	36.7	35.9	34.9	34.9	34.9	34
36	35.4	31.9	34.5	31.9	33.7	32.0	33.5	32.0	34.9	33.0	32.0	32.0	32.0	36
38	33.9	28.6	32.7	28.7	32.1	28.8	32.3	28.9	33.0	29.8	29.7	29.7	29.7	38
40	31.0	25.8	30.8	25.8	30.6	25.9	30.8	26.0	30.6	26.9	26.8	26.8	26.8	40
42	27.3	22.0	28.8	23.3	28.9	23.3	28.8	23.5	28.0	24.4	24.3	24.2	24.2	42
44	25.0	19.8	25.1	19.8	25.1	19.9	25.1	20.1	24.3	20.9	20.8	20.8	20.8	44
46	23.0	17.8	23.1	17.9	23.1	17.9	23.1	18.1	22.3	18.9	18.8	18.8	18.8	46
48	21.2	16.0	21.3	16.1	21.3	16.1	21.3	16.3	20.5	17.1	17.0	17.0	17.0	48
50	19.5	14.4	19.6	14.4	19.6	14.5	19.6	14.6	18.8	15.5	15.4	15.3	15.3	50
52	18.0	12.9	18.1	12.9	18.1	13.0	18.1	13.1	17.3	13.9	13.8	13.8	13.8	52
54	16.6	11.5	16.7	11.5	16.7	11.6	16.7	11.7	15.9	12.5	12.4	12.4	12.4	54
56	15.3	10.2	15.4	10.2	15.4	10.3	15.4	10.4	14.6	11.3	11.2	11.1	11.1	56
58	14.1	9.0	14.2	9.0	14.2	9.1	14.2	9.2	13.4	10.1	10.0	9.9	10.0	58
60	13.0	7.8	13.1	7.9	13.1	8.0	13.1	8.1	12.5	8.9	8.8	8.8	8.8	60
62	11.9	6.8	12.0	6.8	12.0	6.9	12.0	7.1	11.5	7.9	7.8	7.8	7.8	62
64	10.9	5.8	11.0	5.9	11.0	6.0	11.0	6.1	10.5	6.9	6.8	6.8	6.8	64
66	10.0	4.9	10.1	5.0	10.1	5.1	10.1	5.2	9.6	6.0	5.9	5.9	5.9	66
68	9.1	4.0	9.2	4.1	9.3	4.2	9.2	4.3	8.7	5.2	5.1	5.0	5.1	68
70	7.9	3.2	8.4	3.3	8.4	3.4	8.4	3.5	8.1	4.3	4.3	4.2	4.3	70
72					7.2	2.5	7.6	2.7	6.9	3.6	3.5	3.5	3.5	72
74									5.4	2.4	2.7	2.7	2.8	74
76													2.1	76
组合 Code	0122233	3322210	0122333	3332210	0123333	3333210	0133333	3333310	0222222	2222220	3222220	3322220	3332220	组合 Code
倍率 Parts of line	6	7	5	7	5	7	5	7	5	6	6	6	6	倍率 Parts of line

起重性能表-平衡重后位-35°展开角

T 83.3~88.6m

Lifting capacities with counterweight in the rear and 35° unfolding angle



	83.3	83.3	84.2	84.2	84.9	84.9	85.1	85.1	85.8	86.7	87.6	88.6	88.6	
14	49.0	61.6												14
16	46.5	61.4	41.4	61.2	49.9	61.1	46.2	60.9	60.8	60.7	56.7	40.4	56.6	16
18	44.1	58.0	40.0	58.7	47.5	58.4	43.7	58.1	57.8	57.4	53.7	39.0	53.6	18
20	41.6	54.6	38.6	54.3	45.4	54.1	41.9	53.9	53.7	53.6	51.1	37.6	50.8	20
22	39.2	51.4	37.2	50.9	43.4	50.7	40.1	50.5	50.3	50.1	47.8	36.2	47.7	22
24	36.7	48.4	35.8	48.8	41.3	48.6	38.3	48.3	48.0	47.7	45.1	34.7	44.8	24
26	34.3	46.0	34.3	45.5	39.3	45.3	36.5	45.1	44.7	44.5	42.2	33.3	42.0	26
28	31.6	43.8	32.9	42.7	37.3	42.2	34.7	42.0	41.9	41.7	39.3	31.9	39.2	28
30	30.9	40.4	31.3	40.7	35.2	40.6	32.9	40.4	40.2	40.0	36.7	30.3	36.5	30
32	30.2	38.4	30.2	37.7	33.4	37.6	31.1	37.5	36.8	35.7	34.7	29.0	34.5	32
34	29.5	35.5	29.1	35.5	30.9	34.9	28.4	34.5	34.1	33.1	33.0	27.7	32.8	34
36	28.8	32.3	27.9	32.6	29.6	32.6	26.6	31.7	32.6	31.7	31.5	26.4	31.3	36
38	28.1	29.8	26.3	29.7	28.5	30.6	25.5	29.7	29.7	30.9	30.1	25.1	30.1	38
40	27.3	27.1	25.1	26.9	27.4	27.7	24.8	26.9	27.6	27.6	27.6	23.7	27.6	40
42	26.7	24.5	24.3	24.4	26.3	25.2	24.1	24.3	25.1	25.0	25.0	22.4	25.1	42
44	24.3	21.0	23.7	22.2	24.6	22.9	23.4	22.0	22.8	22.7	22.7	21.2	22.8	44
46	22.3	19.1	21.8	19.0	22.5	20.8	22.7	20.0	20.7	20.7	20.7	20.0	20.7	46
48	20.5	17.3	20.6	17.2	19.5	17.9	20.5	17.1	17.8	17.8	17.8	18.8	17.8	48
50	18.8	15.6	19.0	15.6	17.9	16.3	18.9	15.5	16.2	16.1	16.2	17.6	16.2	50
52	17.3	14.2	17.4	14.1	16.4	14.8	17.4	14.0	14.7	14.7	14.7	16.4	14.7	52
54	15.9	12.8	16.1	12.7	15.0	13.4	16.0	12.6	13.3	13.3	13.3	15.2	13.3	54
56	14.6	11.5	14.8	11.5	13.7	12.1	14.7	11.4	12.0	12.0	12.0	13.9	12.1	56
58	13.4	10.3	13.6	10.3	12.5	11.0	13.5	10.2	10.9	10.8	10.8	12.9	10.9	58
60	12.3	9.2	12.5	9.2	11.4	9.9	12.4	9.1	9.8	9.7	9.7	11.8	9.8	60
62	11.2	8.2	11.4	8.1	10.4	8.8	11.4	8.1	8.7	8.7	8.7	10.7	8.8	62
64	10.3	7.2	10.5	7.2	9.4	7.9	10.4	7.1	7.8	7.7	7.7	9.8	7.8	64
66	9.3	6.3	9.6	6.3	8.5	7.0	9.5	6.2	6.9	6.8	6.8	8.9	6.9	66
68	8.5	5.5	8.7	5.4	7.7	6.1	8.9	5.4	6.0	6.0	6.0	8.0	6.1	68
70	7.7	4.7	7.9	4.6	6.9	5.3	8.0	4.6	5.2	5.2	5.2	7.2	5.3	70
72	6.9	3.9	7.2	3.9	6.1	4.6	7.1	3.8	4.5	4.4	4.5	6.5	4.5	72
74	6.2	3.2	6.5	3.2	5.4	3.9	6.4	3.1	3.8	3.7	3.7	5.8	3.8	74
76	5.5	2.5	5.8	2.5	4.7	3.2	5.7	2.4	3.1	3.1	3.1	5.1	3.1	76
78									2.4	2.4	2.4	4.5	2.5	78
组合 Code	1123333	2233330	0233333	2333330	1222222	2222221	0333333	3333330	3222221	3322221	3332221	1223333	3333221	组合 Code
倍率 Parts of line	4	5	4	5	4	5	4	5	5	5	5	4	5	倍率 Parts of line

起重性能表-平衡重后位-35°展开角

T 89.5~96.6m

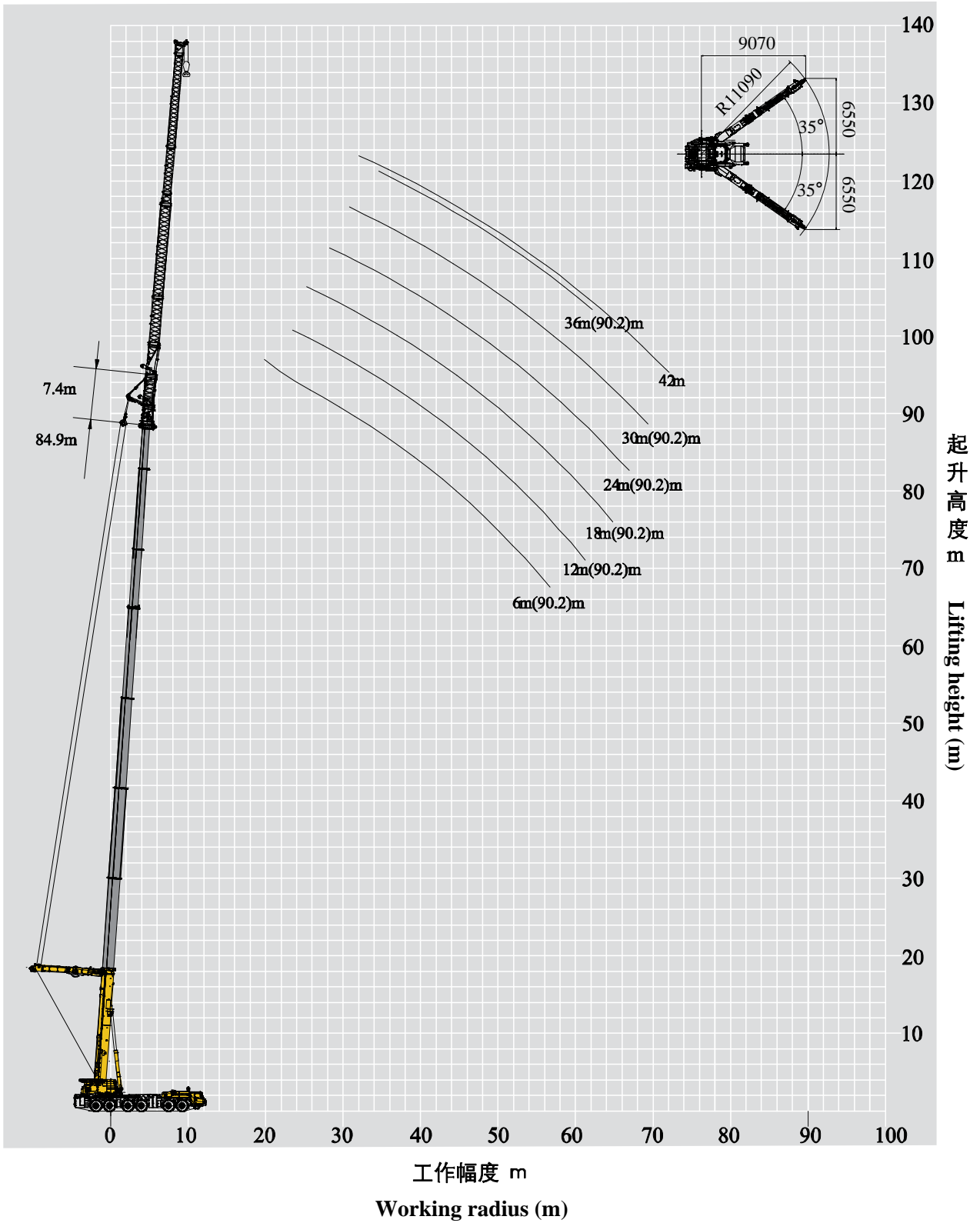
Lifting capacities with counterweight in the rear and 35° unfolding angle



	89.5	89.5	90.2	90.4	90.4	91.1	92	92.9	93.8	94.8	95.7	96.6	
16	39.9	56.5	56.4	34.4	56.4	53.7	53.7	53.6	41.4	41.2			16
18	38.3	53.5	52.7	33.8	51.9	51.5	51.1	50.8	41.2	41.0	28.6		18
20	36.7	50.7	49.6	33.0	48.6	49.5	49.1	46.7	39.2	39.0	28.0	26.5	20
22	35.1	47.6	46.6	32.2	45.7	45.6	45.4	43.2	37.2	37.0	27.3	26.0	22
24	33.4	44.7	44.1	31.4	43.5	42.7	42.5	41.6	35.1	34.9	26.7	25.5	24
26	31.8	41.9	41.5	30.6	41.0	39.8	39.6	39.4	33.1	32.9	26.1	25.0	26
28	30.2	39.0	38.6	29.8	38.3	36.9	36.8	36.5	31.1	30.9	25.5	24.5	28
30	28.3	36.4	36.3	29.0	36.2	34.2	34.1	33.8	28.6	28.5	24.7	24.0	30
32	27.2	34.4	34.4	27.5	34.3	32.2	31.9	31.8	27.4	27.3	23.5	23.0	32
34	26.1	32.6	32.6	25.3	32.5	30.3	29.9	29.8	25.6	25.5	21.6	21.9	34
36	24.7	31.1	31.0	23.9	30.9	28.2	28.1	27.8	23.2	23.0	20.4	20.1	36
38	23.2	29.9	29.7	22.5	29.5	26.1	25.9	25.8	21.8	21.7	19.2	18.9	38
40	21.9	26.5	26.4	21.2	26.4	24.0	24.0	23.7	20.0	19.4	18.1	17.8	40
42	21.3	24.7	24.4	20.0	24.1	22.3	21.8	21.7	18.9	17.8	16.9	16.7	42
44	20.7	22.9	23.0	19.5	23.0	20.9	20.6	19.7	18.0	17.0	16.2	15.8	44
46	20.1	20.8	20.9	18.9	20.9	20.5	20.1	19.2	17.4	16.4	15.7	15.3	46
48	18.4	17.9	18.2	17.4	18.1	18.6	18.5	17.6	16.0	15.1	14.4	14.9	48
50	17.8	16.3	17.4	16.9	16.4	17.1	17.0	17.0	15.4	14.6	14.0	13.6	50
52	16.7	14.8	16.5	16.4	14.9	15.6	15.5	15.5	14.9	14.1	13.5	13.2	52
54	15.3	13.4	15.3	15.3	13.5	14.2	14.1	14.1	14.3	13.6	13.1	12.7	54
56	14.0	12.1	14.0	14.0	12.3	12.9	12.9	12.9	13.4	13.2	12.7	12.3	56
58	12.9	11.0	12.8	12.8	11.1	11.7	11.7	11.7	12.2	12.2	12.2	11.8	58
60	11.8	9.9	11.7	11.7	10.0	10.6	10.6	10.6	11.1	11.1	11.1	11.0	60
62	10.7	8.8	10.7	10.7	9.0	9.6	9.6	9.5	10.1	10.1	10.1	10.0	62
64	9.8	7.9	9.7	9.7	8.0	8.6	8.6	8.6	9.1	9.1	9.1	9.0	64
66	8.9	7.0	8.8	8.8	7.1	7.7	7.7	7.7	8.2	8.2	8.2	8.1	66
68	8.0	6.2	8.0	8.0	6.3	6.9	6.9	6.9	7.4	7.4	7.4	7.3	68
70	7.2	5.4	7.2	7.2	5.5	6.1	6.1	6.1	6.6	6.6	6.6	6.5	70
72	6.5	4.6	6.4	6.4	4.7	5.4	5.3	5.3	5.8	5.8	5.8	5.7	72
74	5.8	3.9	5.7	5.7	4.0	4.7	4.6	4.6	5.1	5.1	5.1	5.0	74
76	5.1	3.2	5.1	5.0	3.4	4.0	3.9	3.9	4.5	4.5	4.5	4.4	76
78	4.5	2.6	4.4	4.4	2.7	3.4	3.3	3.3	3.8	3.8	3.8	3.7	78
80			2.8	3.8	2.1	2.7	2.7	2.7	3.2	3.2	3.2	3.1	80
82						2.2	2.1	2.1	2.7	2.7	2.6	2.5	82
组合 Code	1233333	3333321	2222222	1333333	3333331	3222222	3322222	3332222	2223333	2233333	2333333	3333333	组合 Code
倍率 Parts of line	4	5	5	3	5	5	5	5	4	4	3	3	倍率 Parts of line

起升高度曲线图
Lifting heights

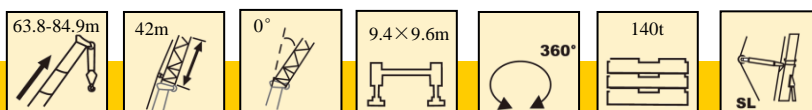
主臂+超起+固定副臂0°安装角
Boom+lift+fixed jib with 0° offset angle



起重性能表-平衡重后位

Lifting capacities with counterweight in the rear

T 63.8~84.9m


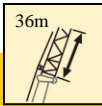
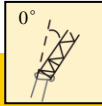
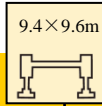

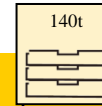
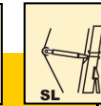




	63.8+7.4 m	69+7.4 m	74.3+7.4 m	79.6+7.4 m	84.9+7.4 m	
18	17.2					18
20	16.4	15.6				20
22	15.5	14.9	13.5			22
24	14.6	14.3	12.9	10.9		24
26	13.9	13.6	12.3	10.4		26
28	13.3	13.0	11.8	10.0		28
30	12.8	12.6	11.4	9.6	6.1	30
32	12.1	11.9	11.0	9.2	6.1	32
34	11.6	11.4	10.6	8.9	6.1	34
36	11.1	10.9	10.2	8.5	6.1	36
38	10.7	10.6	9.8	8.3	6.1	38
40	10.3	10.1	9.4	8.0	6.1	40
42	9.6	9.8	9.1	7.3	6.0	42
44	9.2	9.5	8.8	7.1	5.8	44
46	8.9	9.1	8.5	6.8	5.6	46
48	8.5	8.8	8.2	6.6	5.4	48
50	8.2	8.4	7.2	6.3	5.2	50
52	7.9	8.1	6.9	6.2	5.0	52
54	7.0	7.8	6.6	5.9	4.9	54
56	6.3	6.8	5.8	5.7	4.6	56
58	5.9	5.5	5.6	5.5	4.5	58
60	4.4	4.3	4.4	4.0	3.1	60
62	4.3	4.1	4.3	3.9	2.9	62
64	4.1	4.0	4.1	3.4	2.8	64
66	3.9	3.8	3.9	3.4	2.7	66
68	3.8	3.7	3.8	3.3	2.6	68
70	3.7	3.6	3.7	2.9	2.5	70
72	3.5	3.0	3.0	2.6	2.4	72
74	2.7	2.5	2.6	2.2	2.1	74
76	2.2	2.1	2.1			76
倍率 Parts of line	2	2	2	1	1	倍率 Parts of line
组合 Code	2222100	2222200	2222210	2222220	2222221	组合 Code

起重性能表-平衡重后位

Lifting capacities with counterweight in the rear

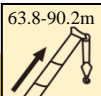
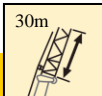
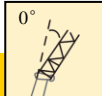
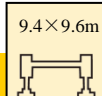





T 63.8~90.2m

	 63.8-90.2m	 36m	 0°	 9.4×9.6m	 360°	 140t	 SL	
	 63.8+7.4 m	69+7.4 m	74.3+7.4 m	79.6+7.4 m	84.9+7.4 m	90.2+7.4 m		
18	20.6							18
20	19.5	18.9						20
22	18.5	17.9	16.1					22
24	17.3	17.1	15.5	13.1				24
26	16.4	16.3	14.9	12.6				26
28	15.4	15.3	14.1	12.1	9.2			28
30	14.5	14.4	13.5	11.6	8.9			30
32	13.7	13.7	12.9	11.3	8.7	4.9		32
34	13.3	13.0	12.2	10.7	8.4	4.9		34
36	12.6	12.7	11.9	10.4	8.2	4.9		36
38	12.1	12.2	11.5	10.1	7.9	4.9		38
40	11.5	11.7	11.1	9.8	7.6	4.8		40
42	10.7	11.2	10.5	8.8	7.5	4.5		42
44	10.2	10.7	10.1	8.4	7.2	4.3		44
46	9.7	10.2	9.7	8.1	7.1	4.2		46
48	9.3	9.8	9.3	7.8	6.7	3.9		48
50	8.9	9.3	8.2	7.5	6.6	3.8		50
52	8.5	9.0	7.9	7.3	6.4	3.5		52
54	7.6	8.7	7.5	7.1	6.1	3.4		54
56	6.9	7.6	6.6	6.8	5.9	3.2		56
58	6.4	6.1	6.3	6.6	5.6	3.0		58
60	4.8	4.8	5.0	4.8	3.9	2.3		60
62	4.6	4.6	4.8	4.7	3.7	2.1		62
64	4.5	4.5	4.7	4.6	3.6			64
66	4.3	4.2	4.3	4.1	3.5			66
68	3.8	3.7	3.8	3.5	3.1			68
70	3.3	3.1	3.2	2.8	2.7			70
72	2.8	2.6	2.7	2.4	2.3			72
74	2.3	2.2	2.3	2.0				74
倍率								倍率
Parts of line	2	2	2	1	1	1		Parts of line
组合 Code	2222100	2222200	2222210	2222220	2222221	2222222		组合 Code

起重性能表-平衡重后位

Lifting capacities with counterweight in the rear

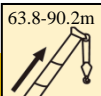
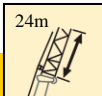
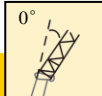
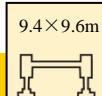





T 63.8~90.2m

	 63.8-90.2m	 30m	 0°	 9.4×9.6m	 360°	 140t	 SL	
	 63.8+7.4 m	69+7.4 m	74.3+7.4 m	79.6+7.4 m	84.9+7.4 m	90.2+7.4 m		
18	23.4							18
20	22.4	21.8						20
22	21.3	20.8	19.0					22
24	20.2	19.9	18.3	17.0				24
26	19.3	18.9	17.5	16.3	12.0			26
28	18.4	18.1	16.7	15.8	11.6			28
30	17.5	17.4	16.0	15.2	11.2			30
32	16.8	16.8	15.4	14.7	11.0	7.3		32
34	16.1	16.1	14.8	14.1	10.5	7.1		34
36	15.7	15.4	14.4	13.6	10.2	6.7		36
38	15.0	15.0	13.8	13.3	9.9	6.5		38
40	14.3	14.3	13.4	12.8	9.6	6.2		40
42	13.4	13.9	12.8	11.6	9.1	5.9		42
44	12.7	13.2	12.4	11.2	8.8	5.6		44
46	12.3	12.7	12.0	10.8	8.5	5.4		46
48	12.1	12.4	11.6	10.4	8.4	5.2		48
50	11.7	12.1	10.2	10.2	8.0	4.9		50
52	11.4	11.9	10.0	10.1	7.7	4.7		52
54	10.2	11.5	9.9	9.8	7.3	4.6		54
56	9.5	11.0	9.5	9.5	6.9	4.4		56
58	9.1	9.0	9.3	8.4	6.6	4.2		58
60	7.8	8.6	7.6	7.6	6.2	4.0		60
62	6.1	6.2	6.2	5.5	4.2	3.3		62
64	5.3	5.4	5.5	4.4	3.8	3.2		64
66	4.6	4.7	4.8	3.9	3.3	3.0		66
68	4.2	4.2	4.1	3.4	2.9	2.9		68
70	3.5	3.6	3.5	2.9	2.5	2.7		70
72	2.9	2.9	2.9	2.4	2.1	2.6		72
74	2.3	2.4	2.4			2.3		74
倍率								倍率
Parts of line	2	2	2	2	1	1		Parts of line
组合 Code	2222100	2222200	2222210	2222220	2222221	2222222		组合 Code

起重性能表-平衡重后位

Lifting capacities with counterweight in the rear

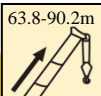
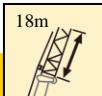
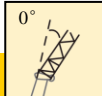
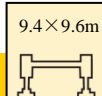





T 63.8~90.2m

	 63.8-90.2m	 24m	 0°	 9.4×9.6m	 360°	 140t	 SL	
	 63.8+7.4 m	69+7.4 m	74.3+7.4 m	79.6+7.4 m	84.9+7.4 m	90.2+7.4 m		
16	32.5							16
18	30.7	29.8						18
20	29.1	28.6	25.9					20
22	27.6	27.2	24.7	23.3				22
24	26.3	25.7	23.8	22.6				24
26	24.9	24.8	22.9	21.7	15.2			26
28	23.4	23.7	22.1	20.8	14.6			28
30	22.1	22.3	21.1	20.0	14.1			30
32	21.0	21.3	20.2	19.3	13.7	9.2		32
34	20.1	20.3	19.3	18.7	13.3	8.8		34
36	19.1	19.4	18.4	18.0	12.9	8.0		36
38	18.1	18.4	17.6	17.5	12.4	7.7		38
40	17.3	17.7	16.9	16.9	11.9	7.4		40
42	16.0	17.0	16.3	15.1	11.4	7.1		42
44	15.4	16.2	15.6	14.7	11.0	6.8		44
46	14.8	15.7	15.0	14.3	10.6	6.6		46
48	12.8	13.5	13.1	12.2	10.2	6.3		48
50	12.4	13.0	11.5	11.5	9.9	6.1		50
52	11.9	12.1	10.6	10.6	9.5	5.9		52
54	10.2	11.2	9.9	9.9	8.2	5.6		54
56	8.8	10.0	9.0	9.1	7.6	5.4		56
58	7.6	7.8	8.0	8.3	6.9	5.1		58
60	6.7	6.9	7.1	7.3	6.3	5.0		60
62	5.5	6.0	6.6	6.8	5.6	4.7		62
64	4.8	5.2	5.7	5.9	4.9	4.6		64
66	4.0	4.4	4.9	5.1	4.3	4.4		66
68	3.4	3.9	4.2	4.4	3.7	3.9		68
70	2.7	3.2	3.4	3.7	3.1	3.4		70
72	2.1	2.5	2.8	3.0	2.6	2.8		72
74			2.2	2.4	2.1	2.3		74
倍率 Parts of line	3	3	2	2	2	1		倍率 Parts of line
组合 Code	2222100	2222200	2222210	2222220	2222221	2222222		组合 Code

起重性能表-平衡重后位

Lifting capacities with counterweight in the rear

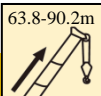
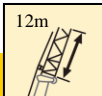
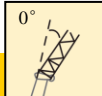
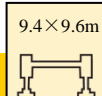





T 63.8~90.2m

	 63.8-90.2m	 18m	 0°	 9.4×9.6m	 360°	 140t	 SL	
	 63.8+7.4 m	69+7.4 m	74.3+7.4 m	79.6+7.4 m	84.9+7.4 m	90.2+7.4 m		
16	42.9						16	
18	40.2	39.8					18	
20	37.8	37.5	33.4				20	
22	35.0	35.1	31.9	30.1			22	
24	33.0	33.4	30.7	29.1			24	
26	31.1	31.5	29.5	28.1	21.5		26	
28	29.2	29.7	28.3	26.9	20.7		28	
30	27.7	28.3	26.8	25.7	19.4		30	
32	26.4	26.9	25.6	25.0	18.6	12.8	32	
34	25.8	25.7	24.5	23.7	18.0	12.0	34	
36	22.1	22.9	21.2	20.6	15.5	10.5	36	
38	21.1	22.0	20.6	19.9	14.9	10.2	38	
40	20.3	19.9	18.2	18.4	14.3	9.8	40	
42	18.0	18.1	17.4	15.8	13.8	9.5	42	
44	16.0	16.1	15.8	14.4	12.6	9.1	44	
46	14.6	14.6	14.3	13.0	12.0	8.5	46	
48	13.0	13.0	12.7	12.2	10.7	8.0	48	
50	12.2	12.2	10.8	10.8	10.1	7.7	50	
52	10.5	10.5	10.1	10.1	8.8	7.4	52	
54	9.4	9.7	9.1	9.3	8.2	7.2	54	
56	8.1	8.7	7.9	8.3	7.6	6.9	56	
58	6.9	6.8	7.1	7.3	6.7	6.6	58	
60	5.9	5.9	6.2	6.5	6.0	6.2	60	
62	4.8	5.1	5.4	5.6	5.2	5.5	62	
64	4.1	4.3	4.6	4.9	4.6	4.8	64	
66	3.7	4.0	4.3	4.6	4.4	4.7	66	
68	3.0	3.2	3.6	3.9	3.7	4.0	68	
70	2.2	2.5	2.8	3.2	3.1	3.4	70	
72			2.2	2.5	2.5	2.8	72	
74						2.3	74	
倍率							倍率	
Parts of line	4	4	3	3	2	1	Parts of line	
组合 Code	2222100	2222200	2222210	2222220	2222221	2222222	组合 Code	

起重性能表-平衡重后位

Lifting capacities with counterweight in the rear

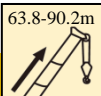
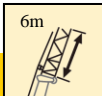
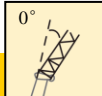
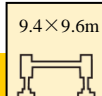





T 63.8~90.2m

	 63.8-90.2m	 12m	 0°	 9.4×9.6m	 360°	 140t	 SL	
	 63.8+7.4 m	69+7.4 m	74.3+7.4 m	79.6+7.4 m	84.9+7.4 m	90.2+7.4 m		
14	53.2							14
16	50.3	49.8						16
18	47.2	47.4	45.5					18
20	44.8	45.1	43.4	39.4				20
22	42.5	42.9	41.4	37.3				22
24	40.2	40.6	39.5	35.3	24.4			24
26	36.5	36.7	36.2	33.8	23.4			26
28	33.0	32.4	31.7	30.6	22.9	13.9		28
30	29.6	30.0	29.3	28.2	22.4	13.5		30
32	26.7	26.7	26.1	25.2	19.4	13.2		32
34	24.3	24.3	23.8	23.0	19.4	12.8		34
36	22.7	21.9	22.2	21.4	18.6	12.4		36
38	20.3	20.3	19.8	19.1	17.3	12.0		38
40	18.6	18.6	18.2	17.6	15.3	11.6		40
42	16.9	17.0	16.6	15.1	14.6	11.2		42
44	15.2	15.4	15.0	13.7	13.3	10.8		44
46	13.7	13.8	13.5	13.0	12.0	10.4		46
48	12.2	12.9	12.7	11.5	11.3	10.0		48
50	11.2	11.3	10.1	10.8	10.0	9.5		50
52	9.8	10.2	9.4	9.4	9.3	8.8		52
54	9.3	9.9	9.3	9.2	8.9	8.2		54
56	7.9	8.6	8.1	8.5	7.7	7.4		56
58	6.6	6.6	7.1	7.5	7.0	6.6		58
60	5.6	5.6	6.1	6.5	6.1	5.8		60
62	4.4	4.7	5.2	5.6	5.3	5.1		62
64	3.5	3.9	4.3	4.7	4.5	4.4		64
66	2.6	3.1	3.5	3.9	3.9	3.8		66
68		2.3	2.8	3.2	3.2	3.2		68
70			2.1	2.5	2.6	2.7		70
72						2.1		72
倍率								倍率
Parts of line	5	4	4	4	2	2		Parts of line
组合 Code	2222100	2222200	2222210	2222220	2222221	2222222		组合 Code

起重性能表-平衡重后位

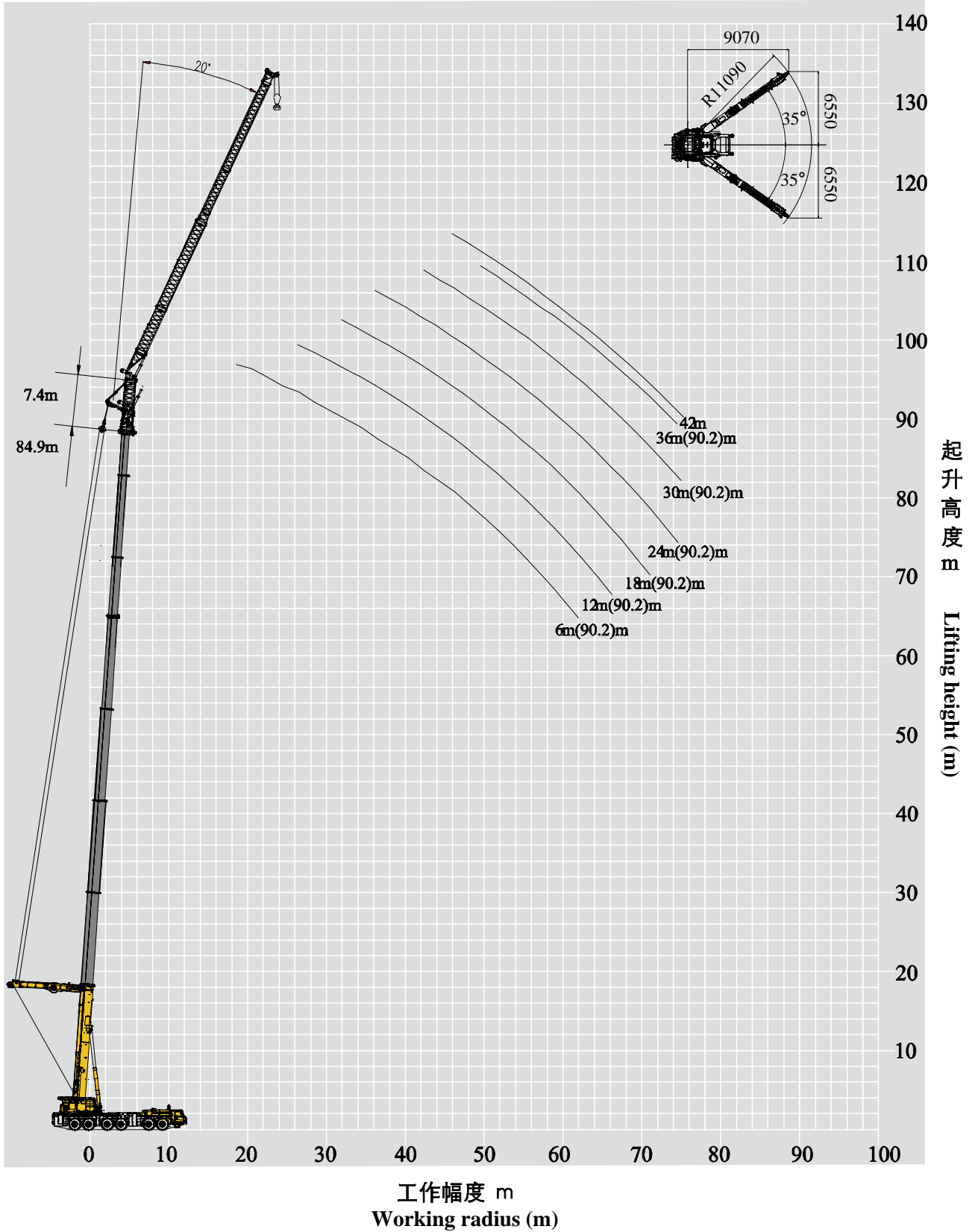
Lifting capacities with counterweight in the rear

T 63.8~90.2m

	 63.8-90.2m	 6m	 0°	 9.4×9.6m	 360°	 140t	 SL	
	 63.8+7.4 m	69+7.4 m	74.3+7.4 m	79.6+7.4 m	84.9+7.4 m	90.2+7.4 m		
14	68.3							14
16	66.8	66.5						16
18	59.5	59.9	58.5					18
20	52.7	53.2	52.1	48.2				20
22	49.2	49.5	48.5	47.1	33.2			22
24	43.9	44.4	43.3	42.7	31.7	18.0		24
26	39.5	39.7	39.6	38.6	30.1	17.7		26
28	35.9	35.9	35.1	34.0	28.0	17.3		28
30	32.4	32.1	31.7	30.6	25.2	16.8		30
32	29.7	29.2	29.0	28.1	23.1	16.3		32
34	26.9	26.4	26.3	25.5	21.0	15.8		34
36	24.1	24.3	23.8	23.0	19.6	15.4		36
38	21.6	21.6	22.0	21.3	17.5	14.9		38
40	19.8	19.8	19.4	19.6	16.1	14.4		40
42	18.0	18.0	17.6	16.8	14.7	13.2		42
44	16.1	16.2	16.6	15.2	13.3	12.6		44
46	14.2	14.4	15.0	13.6	12.6	11.3		46
48	12.8	13.3	13.2	12.7	11.2	8.7		48
50	11.1	11.7	11.0	11.2	10.5	8.0		50
52	9.6	10.2	9.6	10.1	9.1	7.7		52
54	8.1	8.8	8.4	8.9	8.3	7.4		54
56	6.7	7.5	7.3	7.8	7.3	6.9		56
58	5.4	5.6	6.2	6.7	6.4	6.1		58
60	4.2	4.6	5.2	5.7	5.5	5.4		60
62	3.1	3.7	4.3	4.8	4.7	4.7		62
64		2.9	3.5	4.0	4.0	4.0		64
66			2.7	3.2	3.3	3.4		66
68				2.4	2.6	2.8		68
70					2.0	2.2		70
倍率								倍率
Parts of line	6	6	5	4	3	2		Parts of line
组合 Code	2222100	2222200	2222210	2222220	2222221	2222222		组合 Code

起升高度曲线图
Lifting heights

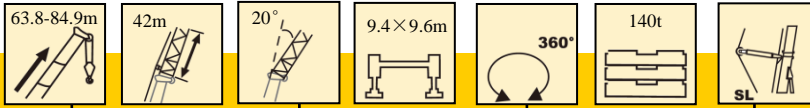
主臂+超起+固定副臂20°安装角
Boom+lift+fixed jib with 20° offset angle



起重性能表-平衡重后位

Lifting capacities with counterweight in the rear

T 63.8~84.9m

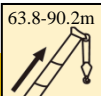
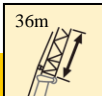
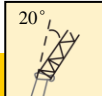
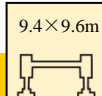







	63.8+7.4 m	69+7.4 m	74.3+7.4 m	79.6+7.4 m	84.9+7.4 m	
34	7.3					34
36	7.0	6.9				36
38	6.8	6.7	6.0			38
40	6.6	6.4	5.9			40
42	6.4	6.2	5.7	4.7		42
44	6.2	6.1	5.5	4.6	3.9	44
46	5.8	5.9	5.4	4.2	3.9	46
48	5.6	5.7	5.3	4.1	3.8	48
50	5.5	5.5	5.1	4.0	3.7	50
52	5.3	5.4	5.0	3.9	3.6	52
54	5.1	5.3	4.4	3.8	3.5	54
56	5.0	5.1	4.3	3.7	3.4	56
58	4.5	5.0	4.2	3.6	3.4	58
60	4.3	4.9	4.1	3.5	3.3	60
62	4.1	4.0	4.0	3.4	3.2	62
64	4.0	3.9	3.9	3.3	3.1	64
66	3.7	3.8	3.8	3.2	3.1	66
68	3.6	3.7	3.7	3.2	3.0	68
70	3.5	3.6	3.7	3.1	3.0	70
72	3.5	3.5	3.6	3.0	2.9	72
74	3.4	3.4	3.5	3.0	2.9	74
76	3.3	3.4	3.4	2.9	2.8	76
78	3.2	3.3	3.4	2.8	2.8	78
80	3.2	3.2	3.3	2.8	2.7	80
82	3.1	3.1	3.2	2.7	2.7	82
84	2.5	2.6	2.7	2.7	2.6	84
86		2.0	2.2	2.3	2.2	86
倍率 Parts of line	1	1	1	1	1	倍率 Parts of line
组合 Code	2222100	2222200	2222210	2222220	2222221	组合 Code

起重性能表-平衡重后位

Lifting capacities with counterweight in the rear

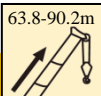
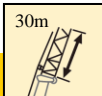
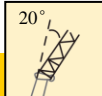
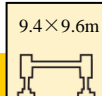





T 63.8~90.2m

	 63.8-90.2m	 36m	 20°	 9.4×9.6m	 360°	 140t	 SL	
	 63.8+7.4 m	69+7.4 m	74.3+7.4 m	79.6+7.4 m	84.9+7.4 m	90.2+7.4 m		
32	9.3							32
34	9.0	8.8						34
36	8.7	8.6	7.7					36
38	8.5	8.3	7.5	7.2				38
40	8.2	8.1	7.3	7.0				40
42	8.0	7.9	7.1	6.9	5.4			42
44	7.8	7.6	7.0	6.7	5.3			44
46	7.3	7.4	6.8	6.1	5.2	3.8		46
48	7.1	7.2	6.6	6.0	5.1	3.7		48
50	6.8	7.1	6.5	5.9	5.0	3.6		50
52	6.7	6.8	6.4	5.7	4.9	3.4		52
54	6.5	6.7	5.6	5.6	4.8	3.2		54
56	6.3	6.5	5.5	5.5	4.7	3.2		56
58	5.7	6.3	5.4	5.4	4.6	3.0		58
60	5.5	6.2	5.3	5.2	4.5	2.9		60
62	5.2	5.1	5.1	5.2	4.4	2.7		62
64	5.2	5.0	5.1	5.0	4.3	2.6		64
66	4.7	4.9	4.9	5.0	4.3	2.4		66
68	4.7	4.8	4.9	4.9	4.2	2.4		68
70	4.5	4.7	4.7	4.8	4.1	2.3		70
72	4.5	4.6	4.7	4.7	4.1	2.2		72
74	4.4	4.5	4.6	4.6	4.0	2.1		74
76	4.1	4.2	4.4	4.5	3.9			76
78	3.5	3.6	3.8	3.9	3.7			78
80	2.8	3.0	3.2	3.3	3.1			80
82	2.2	2.4	2.6	2.8	2.6			82
84			2.0	2.2	2.1			84
倍率								倍率
Parts of line	1	1	1	1	1	1	1	Parts of line
组合 Code	2222100	2222200	2222210	2222220	2222221	2222222	2222222	组合 Code

起重性能表-平衡重后位

Lifting capacities with counterweight in the rear

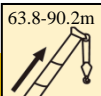
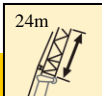
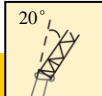
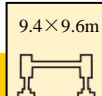





T 63.8~90.2m

	 63.8-90.2m	 30m	 20°	 9.4×9.6m	 360°	 140t	 SL	
	 63.8+7.4 m	69+7.4 m	74.3+7.4 m	79.6+7.4 m	84.9+7.4 m	90.2+7.4 m		
28	12.1							28
30	11.7	11.5						30
32	11.4	11.2	10.3					32
34	11.1	11.0	9.9	9.5				34
36	10.9	10.6	9.7	9.3				36
38	10.6	10.3	9.5	9.1	7.4			38
40	10.3	10.1	9.3	8.9	7.2			40
42	10.1	9.9	9.1	8.7	7.1	5.5		42
44	9.8	9.6	9.0	8.6	6.9	5.3		44
46	9.3	9.5	8.8	7.9	6.8	5.1		46
48	9.1	9.3	8.6	7.7	6.7	4.9		48
50	8.8	9.0	8.3	7.6	6.5	4.7		50
52	8.6	8.8	8.2	7.4	6.4	4.6		52
54	8.4	8.6	7.3	7.3	6.3	4.4		54
56	8.2	8.4	7.1	7.1	6.2	4.3		56
58	7.4	8.3	7.1	7.0	6.1	4.1		58
60	7.1	8.1	6.9	6.9	6.0	3.9		60
62	6.8	6.7	6.7	6.7	5.8	3.8		62
64	6.7	6.5	6.7	6.7	5.8	3.7		64
66	6.3	6.4	6.5	6.5	5.6	3.6		66
68	6.1	6.2	6.4	6.4	5.6	3.5		68
70	5.4	5.5	5.8	6.0	5.5	3.3		70
72	4.6	4.8	5.0	5.2	4.8	3.2		72
74	3.9	4.1	4.3	4.5	4.2	3.0		74
76	3.2	3.4	3.7	3.9	3.6	2.9		76
78	2.6	2.8	3.0	3.2	3.1	2.8		78
80		2.1	2.4	2.6	2.6	2.7		80
82				2.1	2.1	2.3		82
倍率 Parts of line	1	1	1	1	1	1	1	倍率 Parts of line
组合 Code	2222100	2222200	2222210	2222220	2222221	2222222	2222222	组合 Code

起重性能表-平衡重后位

Lifting capacities with counterweight in the rear


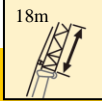
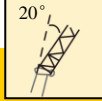
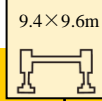


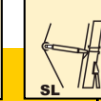


T 63.8~90.2m

	 63.8-90.2m	 24m	 20°	 9.4×9.6m	 360°	 140t	 SL	
	 63.8+7.4 m	69+7.4 m	74.3+7.4 m	79.6+7.4 m	84.9+7.4 m	90.2+7.4 m		
24	15.8							24
26	15.3	15.0						26
28	15.1	14.6	13.5					28
30	14.7	14.4	13.2	12.6				30
32	14.2	14.0	12.9	12.4				32
34	13.9	13.7	12.6	12.1	9.7			34
36	13.5	13.3	12.3	11.8	9.5			36
38	13.2	13.0	12.1	11.6	9.4	7.2		38
40	12.9	12.8	11.9	11.4	9.2	6.9		40
42	12.7	12.6	11.6	11.2	9.1	6.7		42
44	12.5	12.3	11.4	11.0	8.9	6.4		44
46	11.8	12.1	11.2	10.2	8.7	6.2		46
48	11.6	11.9	11.0	10.0	8.6	6.1		48
50	11.4	11.6	10.8	9.8	8.5	5.8		50
52	11.1	11.4	10.6	9.6	8.4	5.6		52
54	10.9	11.2	9.4	9.6	8.3	5.5		54
56	10.7	10.9	9.3	9.4	8.1	5.3		56
58	9.8	10.9	9.2	9.2	8.0	5.1		58
60	9.3	10.7	9.0	9.0	7.9	5.0		60
62	8.2	8.0	8.3	8.5	7.5	4.8		62
64	7.2	7.0	7.3	7.6	6.9	4.7		64
66	5.9	6.1	6.4	6.7	6.1	4.5		66
68	5.1	5.3	5.6	5.9	5.4	4.4		68
70	4.3	4.5	4.8	5.1	4.8	4.2		70
72	3.5	3.8	4.1	4.4	4.1	4.1		72
74	2.8	3.1	3.4	3.7	3.5	3.8		74
76	2.1	2.4	2.7	3.0	3.0	3.2		76
78			2.1	2.4	2.4	2.7		78
80						2.2		80
倍率								倍率
Parts of line	2	2	2	1	1	1	1	Parts of line
组合								组合
Code	2222100	2222200	2222210	2222220	2222221	2222222	2222222	Code

起重性能表-平衡重后位

Lifting capacities with counterweight in the rear

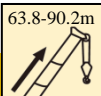
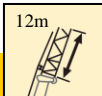
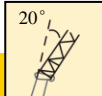
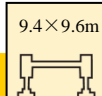


T 63.8~90.2m

	 63.8-90.2m	 18m	 20°	 9.4×9.6m	 360°	 140t	 SL	
	 63.8+7.4 m	69+7.4 m	74.3+7.4 m	79.6+7.4 m	84.9+7.4 m	90.2+7.4 m		
22	21.8							22
24	21.2	20.7						24
26	20.7	20.1	18.4					26
28	20.2	19.5	18.0	17.2				28
30	19.5	19.1	17.6	16.9	13.7			30
32	19.1	18.6	17.2	16.5	13.4			32
34	18.6	18.2	16.7	16.3	13.1			34
36	18.1	17.8	16.5	15.9	12.9	10.0		36
38	17.7	17.5	16.1	15.5	12.6	9.7		38
40	17.4	17.1	15.8	15.3	12.4	9.4		40
42	17.0	16.8	15.5	15.1	12.2	9.1		42
44	16.5	16.4	15.2	14.7	12.0	8.4		44
46	15.7	16.1	14.9	13.6	11.7	8.2		46
48	14.7	14.7	14.6	13.4	11.6	7.9		48
50	14.3	14.5	14.3	13.1	11.4	7.6		50
52	13.2	13.2	13.8	12.5	11.0	7.4		52
54	12.3	12.3	11.0	11.8	10.3	7.2		54
56	10.9	11.2	10.2	10.2	9.6	6.9		56
58	9.4	10.0	9.2	9.4	8.2	6.8		58
60	8.1	8.8	8.2	8.5	7.5	6.5		60
62	6.9	6.8	7.2	7.5	6.9	6.3		62
64	5.9	5.9	6.3	6.6	6.1	6.2		64
66	4.7	5.0	5.4	5.8	5.4	5.7		66
68	3.9	4.2	4.6	5.0	4.7	5.0		68
70	3.1	3.4	3.9	4.2	4.0	4.3		70
72	2.4	2.7	3.1	3.5	3.4	3.7		72
74		2.0	2.4	2.8	2.8	3.1		74
76				2.2	2.3	2.6		76
78						2.1		78
倍率								倍率
Parts of line	2	2	2	2	2	1		Parts of line
组合 Code	2222100	2222200	2222210	2222220	2222221	2222222		组合 Code

起重性能表-平衡重后位

Lifting capacities with counterweight in the rear

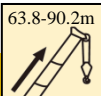
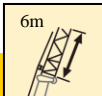
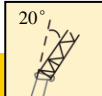
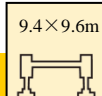





T 63.8~90.2m

	 63.8+7.4 m	 69+7.4 m	 74.3+7.4 m	 79.6+7.4 m	 84.9+7.4 m	 90.2+7.4 m	
18	30.3						18
20	29.2	29.0					20
22	28.2	28.2	27.2				22
24	27.1	27.4	26.4	25.2			24
26	26.2	26.5	25.6	24.5			26
28	25.4	25.7	24.9	23.8	19.0		28
30	24.6	24.8	24.5	23.4	18.7		30
32	24.1	24.3	23.6	22.6	18.4	13.2	32
34	23.5	23.7	23.2	22.2	18.1	12.9	34
36	23.1	23.2	22.8	21.9	17.8	12.7	36
38	22.2	22.8	22.4	21.5	17.3	12.2	38
40	21.8	22.1	21.6	20.8	15.9	11.6	40
42	19.4	19.4	19.8	19.2	15.4	11.3	42
44	17.6	18.3	18.1	17.5	14.4	10.9	44
46	16.5	16.7	16.4	14.9	13.7	10.5	46
48	14.8	15.0	14.7	14.1	12.3	10.2	48
50	13.2	13.2	13.8	12.5	11.0	9.9	50
52	12.0	12.3	12.1	11.8	10.3	9.2	52
54	10.6	11.0	10.2	10.2	9.6	8.8	54
56	9.2	9.6	9.0	9.4	8.7	8.6	56
58	7.8	8.4	7.9	8.3	7.5	8.1	58
60	6.5	7.2	6.9	7.3	6.8	7.2	60
62	5.3	5.5	6.0	6.4	6.0	6.4	62
64	4.4	4.6	5.1	5.5	5.2	5.6	64
66	3.3	3.7	4.2	4.7	4.5	4.9	66
68	2.2	2.9	3.4	3.9	3.8	4.2	68
70		2.2	2.7	3.1	3.2	3.5	70
72				2.4	2.6	2.9	72
74						2.4	74
倍率							倍率
Parts of line	3	3	3	2	2	1	Parts of line
组合 Code	2222100	2222200	2222210	2222220	2222221	2222222	组合 Code

起重性能表-平衡重后位

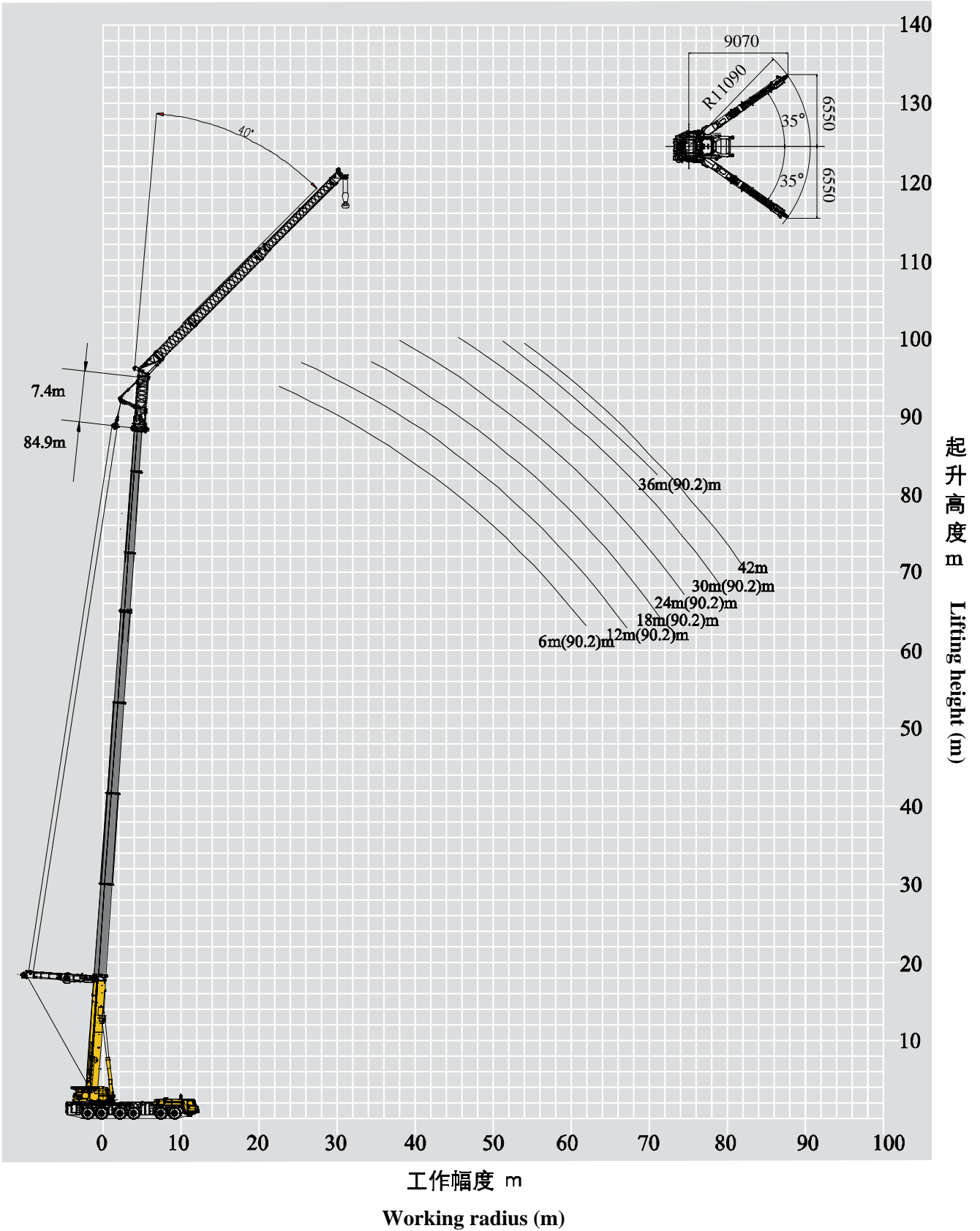
Lifting capacities with counterweight in the rear

T 63.8~90.2m

	 63.8-90.2m	 6m	 20°	 9.4×9.6m	 360°	 140t	 SL	
	 63.8+7.4 m	69+7.4 m	74.3+7.4 m	79.6+7.4 m	84.9+7.4 m	90.2+7.4 m		
14	41.2							14
16	39.6	39.0						16
18	37.9	37.8	36.9					18
20	36.8	36.7	35.7	34.1				20
22	35.5	35.8	34.5	33.0	26.4			22
24	34.2	34.6	33.5	32.2	25.9			24
26	33.2	33.3	32.7	31.5	25.1	19.7		26
28	32.1	32.5	31.9	30.7	24.5	19.2		28
30	31.2	31.7	31.1	30.0	24.1	18.7		30
32	29.5	29.8	29.3	28.3	23.3	18.2		32
34	26.8	27.0	26.7	25.8	21.3	17.7		34
36	24.4	24.7	24.1	23.3	19.9	17.0		36
38	22.1	22.1	22.4	21.7	17.8	16.3		38
40	20.3	20.3	19.8	19.9	16.5	15.5		40
42	18.5	18.5	18.1	18.1	15.1	14.8		42
44	16.7	16.8	16.4	16.7	13.7	13.7		44
46	14.8	15.0	15.2	14.1	12.3	13.0		46
48	13.2	13.8	13.8	12.5	11.7	11.7		48
50	11.6	12.2	12.1	11.6	10.3	11.0		50
52	10.1	10.6	11.1	10.2	9.6	9.6		52
54	8.7	9.2	8.8	9.3	8.6	8.9		54
56	7.4	7.9	7.6	8.2	7.5	8.1		56
58	6.0	6.7	6.6	7.1	6.7	7.1		58
60	4.8	5.6	5.6	6.1	5.8	6.3		60
62	3.7	4.1	4.7	5.2	5.0	5.5		62
64	2.3	3.2	3.8	4.3	4.3	4.7		64
66		2.4	3.0	3.5	3.6	4.0		66
68			2.2	2.7	2.9	3.4		68
70				2.0	2.3	2.7		70
72						2.2		72
倍率								倍率
Parts of line	4	3	3	3	3	2		Parts of line
组合 Code	2222100	2222200	2222210	2222220	2222221	2222222		组合 Code

起升高度曲线图
Lifting heights

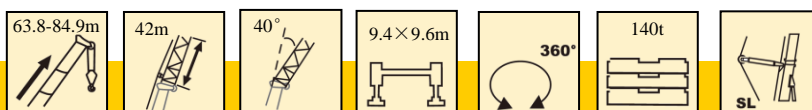
主臂+超起+固定副臂40°安装角
Boom+lift+fixed jib with 40° offset angle



起重性能表-平衡重后位

Lifting capacities with counterweight in the rear

T 63.8~84.9m


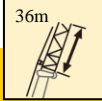
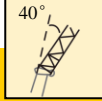
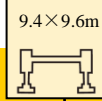


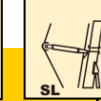




	63.8+7.4 m	69+7.4 m	74.3+7.4 m	79.6+7.4 m	84.9+7.4 m	
42	3.4					42
44	3.3	3.4				44
46	3.3	3.3	3.1			46
48	3.2	3.3	3.0	2.9		48
50	3.1	3.2	2.7	2.8		50
52	3.0	3.1	2.6	2.7	2.6	52
54	2.7	3.1	2.5	2.7	2.6	54
56	2.6	3.0	2.5	2.6	2.5	56
58	2.5	2.5	2.5	2.6	2.4	58
60	2.5	2.4	2.5	2.5	2.4	60
62	2.3	2.4	2.4	2.5	2.4	62
64	2.3	2.4	2.4	2.5	2.3	64
66	2.3	2.3	2.4	2.5	2.3	66
68	2.2	2.3	2.3	2.4	2.3	68
70	2.2	2.3	2.3	2.4	2.3	70
72	2.2	2.2	2.3	2.4	2.3	72
74	2.1	2.2	2.2	2.4	2.3	74
76	2.1	2.1	2.2	2.3	2.3	76
78	2.1	2.1	2.2	2.3	2.2	78
80	2.1	2.1	2.2	2.3	2.2	80
82		2.1	2.1	2.3	2.2	82
84		2.1	2.1	2.2	2.2	84
86		2.0	2.1	2.2	2.2	86
88		2.0	2.1	2.2	2.2	88
90			2.1	2.2	2.2	90
倍率 Parts of line	1	1	1	1	1	倍率 Parts of line
组合 Code	2222100	2222200	2222210	2222220	2222221	组合 Code

起重性能表-平衡重后位

Lifting capacities with counterweight in the rear

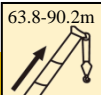
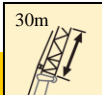
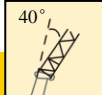
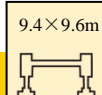

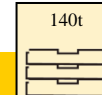



T 63.8~90.2m

	 63.8-90.2m	 36m	 40°	 9.4×9.6m	 360°	 140t	 SL	
	 63.8+7.4 m	69+7.4 m	74.3+7.4 m	79.6+7.4 m	84.9+7.4 m	90.2+7.4 m		
40	6.0							40
42	5.7	5.7						42
44	5.6	5.7	5.2					44
46	5.6	5.5	5.1	4.6				46
48	5.4	5.5	5.1	4.6				48
50	5.3	5.4	4.5	4.5	3.8			50
52	5.2	5.3	4.4	4.4	3.8			52
54	4.8	5.3	4.4	4.4	3.7	3.0		54
56	4.6	5.2	4.3	4.3	3.7	2.9		56
58	4.4	4.2	4.2	4.2	3.7	2.8		58
60	4.3	4.2	4.2	4.2	3.6	2.6		60
62	4.1	4.1	4.1	4.1	3.6	2.6		62
64	4.0	4.1	4.1	4.1	3.5	2.5		64
66	4.0	4.0	4.0	4.0	3.5	2.4		66
68	3.9	4.0	4.0	4.0	3.5	2.3		68
70	3.9	3.9	3.9	4.0	3.4	2.2		70
72	3.8	3.9	3.9	3.9	3.4	2.1		72
74	3.8	3.9	3.9	3.9	3.4	2.0		74
76	3.7	3.8	3.8	3.8	3.3			76
78	3.7	3.8	3.8	3.8	3.3			78
80	3.7	3.8	3.8	3.8	3.3			80
82	3.2	3.4	3.7	3.8	3.3			82
84	2.5	2.8	3.1	3.4	3.2			84
86		2.1	2.5	2.7	2.7			86
88				2.2	2.2			88
倍率 Parts of line	1	1	1	1	1	1	1	倍率 Parts of line
组合 Code	2222100	2222200	2222210	2222220	2222221	2222222	2222222	组合 Code

起重性能表-平衡重后位

Lifting capacities with counterweight in the rear

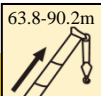
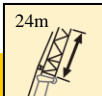
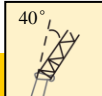
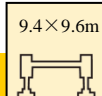





T 63.8~90.2m

	 63.8-90.2m	 30m	 40°	 9.4×9.6m	 360°	 140t	 SL	
	 63.8+7.4 m	69+7.4 m	74.3+7.4 m	79.6+7.4 m	84.9+7.4 m	90.2+7.4 m		
36	8.2							36
38	8.1	7.9						38
40	7.9	7.8	7.2					40
42	7.6	7.6	7.0	6.3				42
44	7.4	7.5	7.0	6.2	5.4			44
46	7.3	7.4	6.8	6.1	5.3			46
48	7.1	7.3	6.7	6.1	5.2	4.5		48
50	7.1	7.2	6.1	6.0	5.2	4.3		50
52	7.0	7.1	6.0	6.0	5.1	4.2		52
54	6.4	7.0	5.9	5.9	5.1	4.1		54
56	6.2	6.9	5.8	5.8	5.0	4.0		56
58	5.9	5.7	5.8	5.8	5.0	3.8		58
60	5.9	5.7	5.7	5.7	5.0	3.7		60
62	5.6	5.6	5.6	5.7	4.9	3.6		62
64	5.5	5.5	5.6	5.6	4.9	3.5		64
66	5.5	5.5	5.5	5.6	4.8	3.4		66
68	5.4	5.4	5.5	5.5	4.8	3.3		68
70	5.4	5.4	5.4	5.5	4.8	3.2		70
72	5.3	5.4	5.4	5.4	4.7	3.1		72
74	4.9	5.2	5.3	5.4	4.7	3.0		74
76	4.1	4.4	4.7	5.0	4.7	2.9		76
78	3.3	3.7	4.0	4.3	4.1	2.8		78
80		3.0	3.3	3.6	3.5	2.6		80
82		2.3	2.7	3.0	2.9	2.5		82
84			2.0	2.4	2.4	2.4		84
86						2.2		86
倍率								倍率
Parts of line	1	1	1	1	1	1	1	Parts of line
组合 Code	2222100	2222200	2222210	2222220	2222221	2222222	2222222	组合 Code

起重性能表-平衡重后位

Lifting capacities with counterweight in the rear

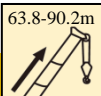
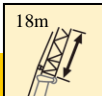
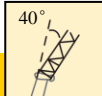
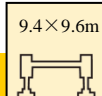





T 63.8~90.2m

	 63.8-90.2m	 24m	 40°	 9.4×9.6m	 360°	 140t	 SL	
	 63.8+7.4 m	69+7.4 m	74.3+7.4 m	79.6+7.4 m	84.9+7.4 m	90.2+7.4 m		
30	11.2							30
32	11.0	10.8						32
34	10.9	10.6	9.7					34
36	10.7	10.5	9.7	9.3				36
38	10.7	10.4	9.5	9.2	7.4			38
40	10.4	10.3	9.5	9.1	7.4			40
42	10.1	10.2	9.3	8.5	7.3	6.1		42
44	9.9	10.1	9.3	8.3	7.3	6.0		44
46	9.9	9.9	9.1	8.3	7.2	5.8		46
48	9.7	9.8	9.1	8.2	7.2	5.6		48
50	9.6	9.7	8.1	8.2	7.1	5.4		50
52	9.4	9.6	8.1	8.0	7.1	5.3		52
54	8.7	9.6	8.1	8.0	7.0	5.2		54
56	8.5	9.5	7.9	8.0	6.9	5.0		56
58	8.1	7.8	7.9	7.8	6.9	4.9		58
60	8.1	7.8	7.9	7.8	6.8	4.7		60
62	7.7	7.7	7.8	7.8	6.7	4.7		62
64	7.5	7.7	7.8	7.6	6.7	4.5		64
66	6.9	7.2	7.6	7.6	6.7	4.4		66
68	6.0	6.3	6.7	7.0	6.4	4.3		68
70	5.1	5.4	5.8	6.1	5.7	4.1		70
72	4.2	4.6	5.0	5.3	5.0	4.0		72
74	3.4	3.8	4.2	4.6	4.3	3.8		74
76	2.6	3.0	3.5	3.8	3.7	3.7		76
78		2.3	2.8	3.2	3.1	3.4		78
80			2.1	2.5	2.5	2.9		80
82					2.0	2.3		82
倍率								倍率
Parts of line	1	1	1	1	1	1	1	Parts of line
组合 Code	2222100	2222200	2222210	2222220	2222221	2222222	2222222	组合 Code

起重性能表-平衡重后位

Lifting capacities with counterweight in the rear


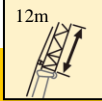
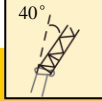
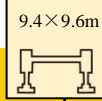


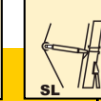


T 63.8~90.2m

	 63.8-90.2m	 18m	 40°	 9.4×9.6m	 360°	 140t	 SL	
	 63.8+7.4 m	69+7.4 m	74.3+7.4 m	79.6+7.4 m	84.9+7.4 m	90.2+7.4 m		
26	15.8							26
28	15.5	15.1						28
30	15.3	14.8	13.8					30
32	15.0	14.6	13.4	13.0				32
34	14.8	14.4	13.3	12.8				34
36	14.6	14.3	13.0	12.6	10.4			36
38	14.4	14.2	12.9	12.4	10.3			38
40	14.3	13.9	12.8	12.3	10.1	8.3		40
42	13.7	13.7	12.7	11.5	10.0	8.0		42
44	13.4	13.6	12.5	11.5	9.9	7.7		44
46	13.3	13.5	12.3	11.3	9.8	7.6		46
48	13.2	13.4	12.3	11.1	9.7	7.4		48
50	13.0	13.2	11.0	11.0	9.7	7.2		50
52	13.0	13.2	11.0	11.0	9.6	7.1		52
54	11.9	13.0	10.8	11.0	9.5	6.8		54
56	11.6	12.9	10.8	10.8	9.5	6.7		56
58	9.9	9.9	10.2	10.2	9.3	6.5		58
60	8.8	8.6	9.2	9.4	8.7	6.4		60
62	7.3	7.7	8.1	8.5	7.5	6.1		62
64	6.3	6.7	7.1	7.5	6.9	6.0		64
66	5.3	5.7	6.2	6.6	6.1	5.8		66
68	4.4	4.8	5.3	5.7	5.4	5.7		68
70	3.5	4.0	4.5	4.9	4.7	5.0		70
72	2.7	3.2	3.7	4.1	4.0	4.3		72
74		2.4	2.9	3.4	3.4	3.7		74
76			2.2	2.7	2.8	3.1		76
78					2.2	2.5		78
80						2.0		80
倍率 Parts of line	2	2	2	1	1	1		倍率 Parts of line
组合 Code	2222100	2222200	2222210	2222220	2222221	2222222		组合 Code

起重性能表-平衡重后位

Lifting capacities with counterweight in the rear


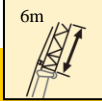
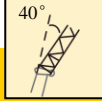
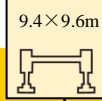


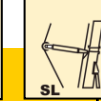


T 63.8~90.2m

	 63.8-90.2m	 12m	 40°	 9.4×9.6m	 360°	 140t	 SL	
	 63.8+7.4 m	69+7.4 m	74.3+7.4 m	79.6+7.4 m	84.9+7.4 m	90.2+7.4 m		
20	22.8							20
22	22.4	21.7						22
24	21.9	21.4	19.4					24
26	21.5	21.3	19.3	18.4				26
28	21.1	20.9	19.0	18.0	14.7			28
30	20.8	20.4	18.6	18.0	14.6			30
32	20.5	20.0	18.3	17.7	14.3	12.4		32
34	20.3	20.0	18.0	17.4	14.2	12.1		34
36	20.0	19.5	17.8	17.2	14.0	11.9		36
38	19.7	19.3	17.6	16.9	13.8	11.7		38
40	19.5	19.1	17.4	16.7	13.8	11.2		40
42	18.7	18.8	17.3	15.7	13.6	10.7		42
44	18.4	18.8	17.1	15.6	13.5	10.5		44
46	18.3	18.4	16.9	15.4	13.3	10.1		46
48	16.7	16.9	15.5	14.9	13.0	9.9		48
50	14.9	15.1	13.3	13.3	11.7	9.5		50
52	13.6	14.0	11.8	12.5	11.0	9.2		52
54	11.1	12.2	11.0	11.0	10.3	8.7		54
56	9.4	11.1	9.7	10.2	8.9	8.4		56
58	8.0	8.1	8.6	9.0	8.2	8.1		58
60	6.8	7.0	7.5	8.0	7.4	7.5		60
62	5.5	5.9	6.5	6.9	6.5	6.9		62
64	4.5	5.0	5.5	6.0	5.7	6.1		64
66	3.5	4.1	4.6	5.1	4.9	5.3		66
68		3.2	3.8	4.3	4.2	4.6		68
70		2.4	3.0	3.5	3.5	3.9		70
72			2.3	2.8	2.9	3.3		72
74				2.1	2.3	2.7		74
76						2.1		76
倍率								倍率
Parts of line	2	2	2	2	2	1		Parts of line
组合 Code	2222100	2222200	2222210	2222220	2222221	2222222		组合 Code

起重性能表-平衡重后位

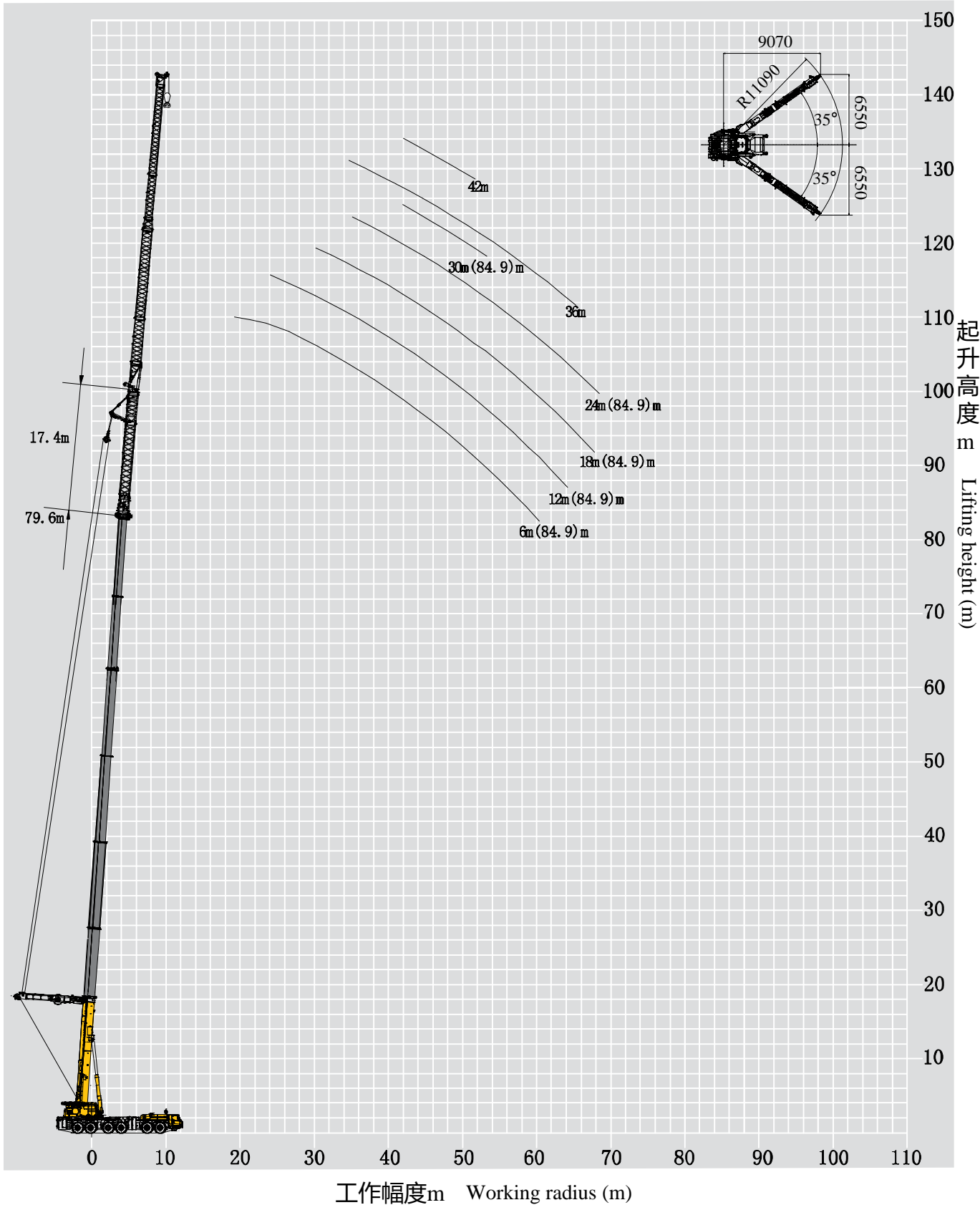
Lifting capacities with counterweight in the rear

T 63.8~90.2m

	 63.8-90.2m	 6m	 40°	 9.4×9.6m	 360°	 140t	 SL	
	 63.8+7.4 m	69+7.4 m	74.3+7.4 m	79.6+7.4 m	84.9+7.4 m	90.2+7.4 m		
16	30.5							16
18	30.1	29.1						18
20	29.2	28.7	26.0					20
22	28.7	28.1	25.6	24.7				22
24	28.3	27.5	25.2	24.4				24
26	27.8	27.4	24.8	24.0	19.4			26
28	27.3	26.9	24.4	23.6	19.1			28
30	26.9	26.5	24.3	23.2	18.9	17.7		30
32	26.7	26.1	24.1	22.8	18.8	17.1		32
34	26.4	25.6	23.7	22.8	18.5	16.5		34
36	26.0	25.6	23.4	22.5	18.4	16.0		36
38	24.9	24.5	22.4	22.2	18.4	15.4		38
40	23.0	22.6	20.7	20.0	17.2	14.9		40
42	19.6	20.6	19.0	17.2	15.8	14.4		42
44	17.7	18.7	17.2	15.7	14.4	14.0		44
46	15.8	16.8	15.5	14.1	13.0	13.0		46
48	14.5	15.1	13.8	13.3	11.7	12.3		48
50	12.7	13.2	11.8	11.8	11.0	11.0		50
52	11.0	11.8	10.2	10.9	9.6	10.3		52
54	8.8	10.2	9.1	9.7	8.9	8.9		54
56	7.3	8.8	8.0	8.5	7.9	8.2		56
58	5.9	6.2	6.9	7.4	7.0	7.4		58
60	4.8	5.2	5.8	6.4	6.1	6.6		60
62		4.2	4.9	5.4	5.3	5.7		62
64		3.3	4.0	4.5	4.5	5.0		64
66			3.1	3.7	3.8	4.2		66
68			2.3	2.9	3.1	3.6		68
70				2.2	2.4	2.9		70
72						2.3		72
倍率								倍率
Parts of line	3	3	2	2	2	2	2	Parts of line
组合 Code	2222100	2222200	2222210	2222220	2222221	2222222	2222222	组合 Code

起升高度曲线图
Lifting heights

主臂+10m加长节+超起+固定副臂0°安装角
Boom+10 m extension+super lift+fixed jib with 0° offset angle

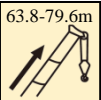
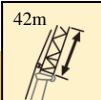
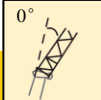
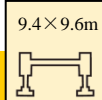


工作幅度m Working radius (m)

起重性能表-平衡重后位

Lifting capacities with counterweight in the rear

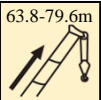
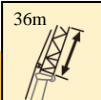
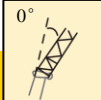
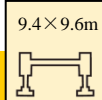
T 63.8~79.6m

	 63.8+17.4 m	 69+17.4 m	 74.3+17.4 m	 79.6+17.4 m	
26	13.9				26
28	13.1				28
30	12.7	12.5			30
32	12.0	11.9	10.6		32
34	11.5	11.3	10.2		34
36	10.8	10.8	9.8	8.1	36
38	10.3	10.3	9.6	7.6	38
40	9.8	9.8	9.2	7.2	40
42	9.0	9.4	8.8	6.4	42
44	8.7	9.0	8.5	5.9	44
46	8.3	8.7	8.2	5.4	46
48	8.0	8.2	7.9		48
50	7.7	8.0	6.9		50
52	7.4	7.8	6.7		52
54	6.6	7.4	6.4		54
56	6.2	7.2	6.2		56
58	5.8	5.8	6.0		58
60	5.3	5.3	5.5		60
62	4.8	5.1	5.4		62
64	4.7	4.9	5.2		64
66	4.0	4.1	4.4		66
68	3.8	4.1	4.3		68
70	3.7	3.7	3.7		70
72	3.2	3.1	3.2		72
74	2.7	2.6	2.6		74
76	2.2	2.1	2.1		76
倍率 Parts of line	2	1	1	1	倍率 Parts of line
组合 Code	2222100	2222200	2222210	2222220	组合 Code

起重性能表-平衡重后位

Lifting capacities with counterweight in the rear

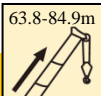
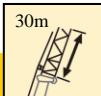
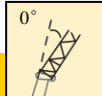
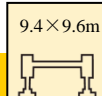


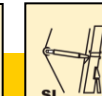
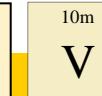
T 63.8~79.6m

	 63.8+17.4 m	 69+17.4 m	 74.3+17.4 m	 79.6+17.4 m	
24	17.6				24
26	16.8	16.3			26
28	16.1	15.6			28
30	15.2	15.0	13.4		30
32	14.4	14.3	13.0	9.8	32
34	13.7	13.6	12.6	9.8	34
36	13.2	13.0	12.2	9.7	36
38	12.9	12.9	11.7	9.2	38
40	12.4	12.4	11.3	8.7	40
42	11.4	11.9	11.0	7.8	42
44	11.0	11.4	10.7	7.4	44
46	10.5	10.9	10.4	7.0	46
48	10.1	10.4	10.0	6.7	48
50	9.7	10.2	8.7	6.4	50
52	8.9	9.2	8.1	6.0	52
54	7.9	9.0	7.9	5.8	54
56	7.5	8.7	7.5	5.5	56
58	7.1	7.0	7.3	5.3	58
60	6.4	6.5	6.8	4.9	60
62	5.9	6.2	6.5	4.0	62
64	5.8	5.7	5.7	3.6	64
66	4.1	4.0	4.1		66
68	3.5	3.5	3.5		68
70	3.0	3.0	3.0		70
72	2.5	2.5	2.5		72
74	2.1	2.0	2.1		74
倍率 Parts of line	2	2	2	1	倍率 Parts of line
组合 Code	2222100	2222200	2222210	2222220	组合 Code

起重性能表-平衡重后位

Lifting capacities with counterweight in the rear

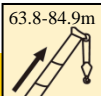
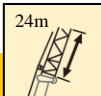
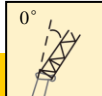
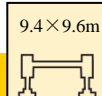


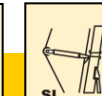
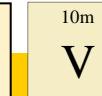
T 63.8~84.9m

	 63.8-84.9m	 30m	 0°	 9.4×9.6m	 360°	 140t	 SL	 10m V	
	63.8+17.4 m	69+17.4 m	74.3+17.4 m	79.6+17.4 m	84.9+17.4 m				
22	22.6								22
24	21.2	20.9							24
26	19.9	19.8	17.8						26
28	18.8	18.7	17.3	15.1					28
30	17.9	17.8	16.6	14.2					30
32	16.9	16.9	15.8	13.3					32
34	16.0	16.2	15.1	12.5					34
36	15.3	15.3	14.4	11.7					36
38	14.6	14.8	13.9	10.8	4.8				38
40	14.1	14.1	13.4	10.3	4.6				40
42	13.0	13.6	12.8	9.2	4.3				42
44	12.7	13.2	12.4	8.8	4.1				44
46	12.4	13.0	12.0	8.4	3.9				46
48	10.8	11.4	10.6	8.0	3.6				48
50	10.4	10.9	9.6	7.6	3.2				50
52	10.1	10.7	9.3	7.3					52
54	9.0	10.3	8.9	7.0					54
56	8.4	9.8	8.6	6.0					56
58	8.0	7.8	7.9	5.8					58
60	5.7	5.6	5.7	4.5					60
62	5.5	5.5	5.6	4.4					62
64	4.8	4.8	4.9	4.4					64
66	4.2	4.2	4.2	4.3					66
68	3.6	3.6	3.6	3.7					68
70	3.0	3.0	3.1	3.1					70
72	2.4	2.4	2.5	2.6					72
74				2.1					74
倍率									倍率
Parts of line	2	2	2	2	1				Parts of line
组合 Code	2222100	2222200	2222210	2222220	2222221				组合 Code

起重性能表-平衡重后位

Lifting capacities with counterweight in the rear


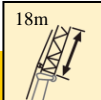
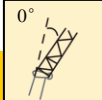
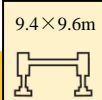

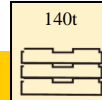
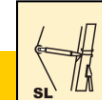

T 63.8~84.9m

	 63.8-84.9m	 24m	 0°	 9.4×9.6m	 360°	 140t	 SL	 10m V	
	63.8+17.4 m	69+17.4 m	74.3+17.4 m	79.6+17.4 m	84.9+17.4 m				
20	26.7								20
22	25.5	24.5							22
24	24.3	23.6	20.9						24
26	23.4	22.5	20.2						26
28	22.5	21.7	19.5	17.2					28
30	21.4	20.9	18.8	16.4					30
32	20.3	20.1	18.2	15.6					32
34	19.4	19.5	17.5	14.9	6.7				34
36	18.4	18.7	17.0	14.1	6.3				36
38	17.6	17.9	16.5	13.4	5.9				38
40	17.0	17.2	16.0	12.8	5.7				40
42	15.8	16.7	15.5	11.5	5.4				42
44	15.2	16.0	15.0	10.8	5.1				44
46	14.6	15.5	14.3	10.2	4.9				46
48	14.1	14.7	13.5	9.8	4.6				48
50	12.8	13.0	10.8	9.4	4.4				50
52	12.0	12.1	10.1	8.9	4.2				52
54	10.2	11.2	9.4	8.6	3.9				54
56	8.5	9.5	8.4	8.3	3.7				56
58	7.6	7.2	7.2	8.0	3.5				58
60	6.7	6.5	6.5	7.4	3.3				60
62	5.6	5.6	5.8	6.5	3.2				62
64	4.8	4.9	5.0	5.7	3.0				64
66	4.3	4.4	4.3	4.4	2.6				66
68	3.6	3.6	3.6	3.7	2.3				68
70	2.9	3.0	2.9	3.1	2.3				70
72	2.3	2.3	2.3	2.5					72
倍率									倍率
Parts of line	3	2	2	2	1				Parts of line
组合 Code	222100	222200	222210	222220	222221				组合 Code

起重性能表-平衡重后位

Lifting capacities with counterweight in the rear


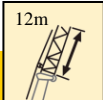
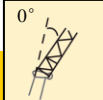
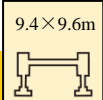

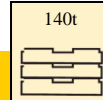
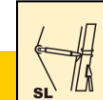

T 63.8~84.9m

	 63.8-84.9m	 18m	 0°	 9.4×9.6m	 360°	 140t	 SL	 10m V	
	63.8+17.4 m	69+17.4 m	74.3+17.4 m	79.6+17.4 m	84.9+17.4 m				
20	34.6								20
22	32.1	31.4							22
24	30.3	30.2	28.7						24
26	29.1	29.1	27.6	20.6					26
28	27.7	27.9	26.4	19.5					28
30	26.4	26.9	25.3	18.5					30
32	25.2	25.8	24.2	17.6	9.1				32
34	23.9	24.6	23.4	16.8	8.4				34
36	23.0	23.5	22.4	16.0	7.8				36
38	21.4	21.4	20.9	15.3	7.4				38
40	19.7	19.7	19.2	14.7	7.1				40
42	18.0	18.0	17.6	14.1	6.8				42
44	16.2	16.2	15.9	12.7	6.5				44
46	15.4	15.4	15.0	12.2	6.2				46
48	13.7	13.7	13.4	11.7	5.8				48
50	12.8	12.8	12.5	11.2	5.6				50
52	11.1	11.1	9.9	10.6	5.4				52
54	10.3	10.3	9.1	9.1	5.1				54
56	8.9	9.2	8.4	8.4	4.9				56
58	7.6	8.1	7.4	7.6	4.6				58
60	6.5	6.3	6.5	6.7	4.4				60
62	5.6	5.4	5.6	5.8	4.3				62
64	4.5	4.6	4.8	5.0	4.0				64
66	3.7	3.8	4.0	4.2	3.7				66
68	3.0	3.1	3.3	3.5	3.1				68
70	2.3	2.4	2.6	2.8	2.6				70
72			2.0	2.2	2.0				72
倍率									倍率
Parts of line	3	3	3	2	1				Parts of line
组合 Code	222100	222200	222210	222220	222221				组合 Code

起重性能表-平衡重后位

Lifting capacities with counterweight in the rear


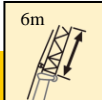
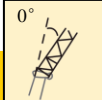
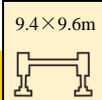

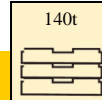
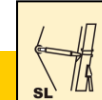

T 63.8~84.9m

	 63.8-84.9m	 12m	 0°	 9.4×9.6m	 360°	 140t	 SL	 10m V	
	63.8+17.4 m	69+17.4 m	74.3+17.4 m	79.6+17.4 m	84.9+17.4 m				
18	50.3								18
20	48.0	46.4							20
22	45.6	44.1	39.5						22
24	43.5	41.7	37.5						24
26	40.2	39.3	35.7	24.0					26
28	34.2	34.2	33.0	22.8	11.8				28
30	30.8	30.8	29.7	21.5	11.3				30
32	28.2	28.2	27.6	20.3	10.8				32
34	25.7	25.7	25.1	19.3	10.3				34
36	23.1	23.1	22.6	18.5	9.8				36
38	21.4	21.4	20.9	17.7	9.3				38
40	18.8	18.8	19.2	16.9	8.7				40
42	17.1	17.1	17.6	16.3	8.0				42
44	16.2	16.2	15.9	13.0	7.6				44
46	14.5	14.5	14.2	12.9	7.3				46
48	12.8	12.8	13.4	12.2	7.0				48
50	12.0	12.0	11.7	10.6	6.7				50
52	10.8	11.0	9.9	9.9	6.5				52
54	9.4	9.4	8.9	9.1	6.2				54
56	8.1	8.4	7.8	8.0	5.9				56
58	6.8	7.3	6.8	7.0	5.7				58
60	5.7	5.6	5.8	6.1	5.3				60
62	4.7	4.7	5.0	5.2	4.6				62
64	3.7	3.9	4.2	4.4	3.9				64
66	2.9	3.1	3.4	3.6	3.3				66
68	2.2	2.4	2.7	2.9	2.7				68
70			2.0	2.3	2.1				70
倍率									倍率
Parts of line	4	4	4	2	1				Parts of line
组合 Code	2222100	2222200	2222210	2222220	2222221				组合 Code

起重性能表-平衡重后位

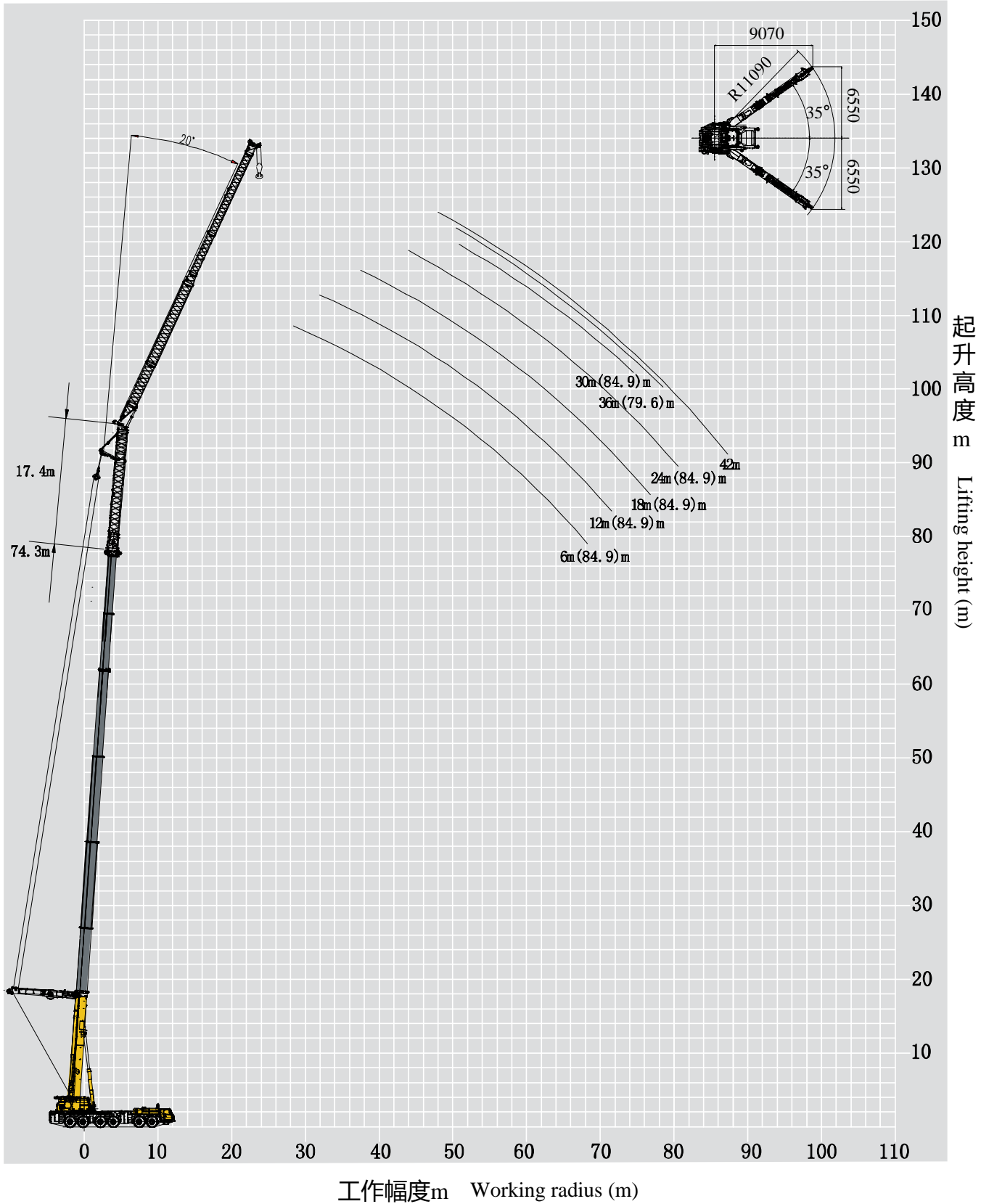
Lifting capacities with counterweight in the rear

T 63.8~84.9m

	 63.8-84.9m	 6m	 0°	 9.4×9.6m	 360°	 140t	 SL	 10m V	
	63.8+17.4 m	69+17.4 m	74.3+17.4 m	79.6+17.4 m	84.9+17.4 m				
16	69.5								16
18	63.9	60.8							18
20	57.6	56.1							20
22	51.3	51.3	47.2						22
24	46.8	45.9	43.7	31.7					24
26	41.4	41.4	40.5	30.0	16.2				26
28	36.0	35.1	34.3	28.5	15.6				28
30	32.4	32.4	31.7	27.2	15.0				30
32	28.8	28.8	28.2	26.0	14.5				32
34	26.1	26.1	25.5	24.7	13.9				34
36	24.3	24.3	23.8	23.0	13.3				36
38	21.6	21.6	21.1	20.4	12.7				38
40	19.8	19.8	19.4	18.7	12.1				40
42	18.0	18.0	17.6	17.0	11.6				42
44	16.2	16.2	15.8	15.2	11.0				44
46	14.4	14.4	15.0	13.6	10.5				46
48	13.5	13.5	13.2	12.0	10.0				48
50	11.7	11.7	12.3	11.2	9.4				50
52	10.3	10.6	9.6	10.2	8.8				52
54	8.9	9.3	8.6	8.8	8.2				54
56	7.5	8.0	7.5	7.8	7.2				56
58	6.2	6.8	6.4	6.8	6.3				58
60	5.0	5.0	5.4	5.8	5.4				60
62	4.0	4.1	4.5	4.9	4.6				62
64	3.0	3.3	3.7	4.0	3.9				64
66	2.2	2.5	2.9	3.2	3.2				66
68			2.1	2.5	2.5				68
倍率									倍率
Parts of line	6	5	4	3	2				Parts of line
组合 Code	222100	222200	222210	222220	222221				组合 Code

起升高度曲线图
Lifting heights

主臂+10m加长节+超起+固定副臂20°安装角
Boom+10 m extension+super lift+fixed jib with 20° offset angle


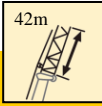

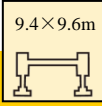

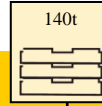
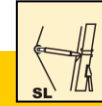



工作幅度m Working radius (m)

起重性能表-平衡重后位

Lifting capacities with counterweight in the rear

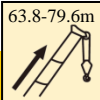
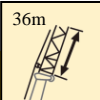

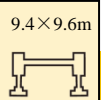

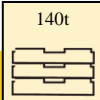
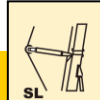

T 63.8~74.3m

	       			
	63.8+17.4 m	69+17.4 m	74.3+17.4 m	
38	5.5			38
40	5.3	5.5		40
42	5.2	5.3		42
44	5.0	5.2	4.4	44
46	4.9	5.0	4.4	46
48	4.7	4.8	4.3	48
50	4.6	4.7	4.1	50
52	4.1	4.6	4.0	52
54	3.9	4.5	3.9	54
56	3.7	3.7	3.8	56
58	3.6	3.6	3.7	58
60	3.4	3.5	3.6	60
62	3.3	3.4	3.5	62
64	3.2	3.3	3.4	64
66	3.1	3.2	3.4	66
68	3.0	3.2	3.3	68
70	3.0	3.1	3.2	70
72	2.9	3.0	3.2	72
74	2.8	3.0	3.1	74
76	2.8	2.9	3.0	76
78	2.7	2.8	3.0	78
80	2.6	2.8	2.9	80
82	2.6	2.7	2.9	82
84	2.5	2.5	2.5	84
86			2.0	86
倍率 Parts of line	1	1	1	倍率 Parts of line
组合 Code	2222100	2222200	2222210	组合 Code

起重性能表-平衡重后位

Lifting capacities with counterweight in the rear


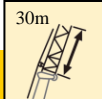
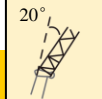
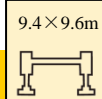

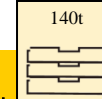
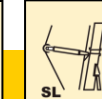

T 63.8~79.6m

	 63.8-79.6m	 36m	 20°	 9.4×9.6m	 360°	 140t	 SL	 10m V	
	63.8+17.4 m	69+17.4 m	74.3+17.4 m	79.6+17.4 m					
36	8.5								
38	8.3	8.4							
40	8.1	8.1	6.7						
42	7.9	7.9	6.5						
44	7.6	7.7	6.4	6.1					
46	7.4	7.4	6.2	5.9					
48	7.2	7.3	5.5	5.8					
50	7.0	7.1	5.3	5.7					
52	6.4	7.0	5.2	5.5					
54	6.1	6.8	5.1	5.2					
56	5.8	5.6	5.0	5.0					
58	5.7	5.5	4.9	4.8					
60	5.3	5.4	4.8	4.6					
62	5.2	5.2	4.7	4.4					
64	5.1	5.1	4.7	4.2					
66	5.0	5.0	4.6	4.0					
68	4.9	4.9	4.5	3.8					
70	4.8	4.9	4.4	3.6					
72	4.7	4.8	4.3	3.4					
74	4.6	4.7	4.3	3.2					
76	4.2	4.2	4.2						
78	3.5	3.5	3.6						
80	2.9	2.9	3.0						
82	2.3	2.3	2.4						
倍率	1	1	1	1					
Parts of line	1	1	1	1				Parts of line	
组合 Code	2222100	2222200	2222210	2222220				组合 Code	

起重性能表-平衡重后位

Lifting capacities with counterweight in the rear


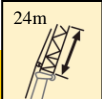
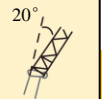
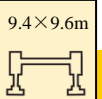

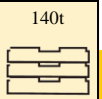

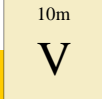
T 63.8~84.9m

	 63.8-84.9m	 30m	 20°	 9.4×9.6m	 360°	 140t	 SL	 10m V	
	63.8+17.4 m	69+17.4 m	74.3+17.4 m	79.6+17.4 m	84.9+17.4 m				
30	11.8								30
32	11.5	11.2							32
34	11.3	10.9	9.9						34
36	11.1	10.7	9.7	8.5					36
38	10.8	10.5	9.5	8.3					38
40	10.2	10.3	9.3	8.2					40
42	10.0	10.1	9.1	8.0	4.0				42
44	9.7	9.8	8.9	7.7	3.9				44
46	9.5	9.6	8.8	7.4	3.8				46
48	9.3	9.4	7.8	7.1	3.6				48
50	9.2	9.3	7.7	6.9	3.5				50
52	8.3	9.0	7.5	6.6	3.3				52
54	7.9	8.9	7.4	6.3	3.1				54
56	7.6	7.2	7.2	6.1	3.0				56
58	7.4	7.1	7.1	5.9	2.8				58
60	6.9	6.9	7.0	5.6	2.7				60
62	6.8	6.9	6.9	5.4	2.5				62
64	6.7	6.7	6.7	5.2	2.4				64
66	6.5	6.6	6.6	5.0	2.3				66
68	6.3	6.3	6.5	4.8	2.1				68
70	5.5	5.5	5.7	4.7					70
72	4.7	4.8	4.9	4.4					72
74	4.0	4.1	4.2	4.3					74
76	3.4	3.4	3.6	3.7					76
78	2.7	2.8	2.9	3.1					78
80	2.1	2.2	2.3	2.5					80
倍率									倍率
Parts of line	1	1	1	1	1			1	Parts of line
组合 Code	2222100	2222200	2222210	2222220	2222221				组合 Code

起重性能表-平衡重后位

Lifting capacities with counterweight in the rear


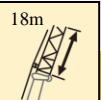
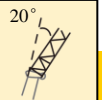
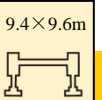
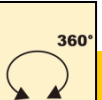
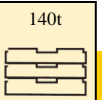
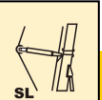
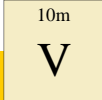
T 63.8~84.9m

	 63.8-84.9m	 24m	 20°	 9.4×9.6m	 360°	 140t	 SL	 10m V	
	63.8+17.4 m	69+17.4 m	74.3+17.4 m	79.6+17.4 m	84.9+17.4 m				
28	15.2								28
30	14.8	14.6							30
32	14.6	14.1	12.9						32
34	14.1	13.9	12.7	11.8					34
36	13.9	13.5	12.3	11.6					36
38	13.6	13.2	12.0	11.3	5.7				38
40	12.8	13.0	11.8	10.1	5.5				40
42	12.6	12.8	11.6	9.7	5.2				42
44	12.4	12.5	11.4	9.4	5.0				44
46	12.2	12.3	11.2	9.1	4.8				46
48	11.9	12.1	10.1	8.7	4.6				48
50	11.7	11.8	10.0	8.4	4.4				50
52	10.6	11.8	9.9	8.1	4.2				52
54	10.2	11.6	9.7	7.8	4.0				54
56	9.9	9.5	9.5	7.5	3.8				56
58	9.7	9.3	9.3	7.3	3.7				58
60	8.6	8.6	9.2	7.0	3.5				60
62	7.8	7.8	8.2	6.8	3.4				62
64	7.0	7.1	7.3	6.5	3.2				64
66	6.1	6.2	6.4	6.3	3.1				66
68	5.3	5.4	5.6	5.7	2.9				68
70	4.5	4.6	4.8	5.0	2.7				70
72	3.8	3.9	4.1	4.2	2.6				72
74	3.1	3.2	3.4	3.5	2.4				74
76	2.4	2.5	2.7	2.9	2.3				76
78			2.1	2.3	2.2				78
倍率									倍率
Parts of line	2	2	1	1	1				Parts of line
组合 Code	2222100	2222200	2222210	2222220	2222221				组合 Code

起重性能表-平衡重后位

Lifting capacities with counterweight in the rear

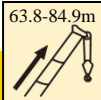
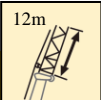
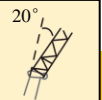
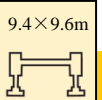

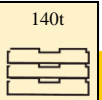

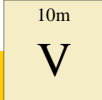
T 63.8~84.9m

	 63.8-84.9m	 18m	 20°	 9.4×9.6m	 360°	 140t	 SL	 10m V	
	63.8+17.4 m	69+17.4 m	74.3+17.4 m	79.6+17.4 m	84.9+17.4 m				
24	19.4								24
26	19.0	19.0							26
28	18.6	18.5	17.9						28
30	18.2	18.1	17.6	16.5					30
32	17.8	17.7	17.2	15.9					32
34	17.4	17.3	16.8	15.3	7.9				34
36	16.9	16.9	16.5	14.8	7.6				36
38	16.5	16.7	16.3	14.2	7.3				38
40	16.3	16.3	15.9	12.8	7.0				40
42	15.9	16.1	15.7	12.4	6.7				42
44	15.7	15.9	15.5	12.0	6.5				44
46	15.2	15.4	14.6	11.5	6.3				46
48	15.0	15.2	13.5	11.0	6.0				48
50	14.8	14.8	13.3	10.3	5.7				50
52	12.9	13.2	11.8	9.9	5.5				52
54	11.8	12.3	11.0	9.6	5.3				54
56	10.5	10.2	10.2	9.3	5.1				56
58	9.1	9.0	9.3	9.0	4.9				58
60	7.8	7.8	8.2	8.4	4.7				60
62	6.9	7.0	7.2	7.4	4.5				62
64	5.9	6.1	6.3	6.5	4.3				64
66	5.1	5.2	5.5	5.7	4.1				66
68	4.2	4.4	4.7	4.9	4.0				68
70	3.5	3.6	3.9	4.1	3.8				70
72	2.8	2.9	3.2	3.4	3.2				72
74	2.1	2.2	2.5	2.7	2.6				74
76				2.1	2.1				76
倍率									倍率
Parts of line	2	2	2	2	1				Parts of line
组合 Code	2222100	2222200	2222210	2222220	2222221				组合 Code

起重性能表-平衡重后位

Lifting capacities with counterweight in the rear

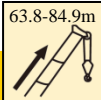
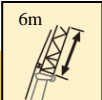
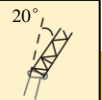
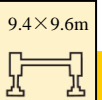

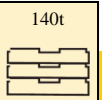

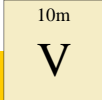
T 63.8~84.9m

	 63.8-84.9m	 12m	 20°	 9.4×9.6m	 360°	 140t	 SL	 10m V	
	63.8+17.4 m	69+17.4 m	74.3+17.4 m	79.6+17.4 m	84.9+17.4 m				
20	29.2								20
22	28.4	27.8							22
24	27.5	27.0							24
26	26.7	26.2	25.7						26
28	25.9	25.6	25.0	20.7					28
30	25.0	25.0	24.4	19.8	11.1				30
32	24.3	24.3	23.8	19.1	10.6				32
34	23.9	23.9	23.2	18.2	10.2				34
36	23.5	23.5	22.8	17.5	9.8				36
38	23.0	23.0	22.4	16.8	8.8				38
40	21.2	21.2	20.7	15.3	8.5				40
42	19.4	19.4	19.0	14.7	8.2				42
44	17.6	17.6	17.2	14.2	7.9				44
46	15.9	16.8	16.4	13.7	7.6				46
48	15.0	15.0	13.3	13.2	7.4				48
50	13.2	13.2	12.5	12.5	7.0				50
52	12.1	12.3	11.0	11.0	6.7				52
54	10.6	11.3	10.2	10.2	6.5				54
56	9.1	8.6	9.2	9.4	6.2				56
58	7.9	7.8	8.1	8.3	5.9				58
60	6.5	6.7	7.0	7.3	5.7				60
62	5.6	5.8	6.1	6.4	5.5				62
64	4.7	4.9	5.2	5.5	5.1				64
66	3.8	4.0	4.4	4.6	4.4				66
68	3.0	3.3	3.6	3.9	3.7				68
70	2.3	2.5	2.8	3.1	3.0				70
72			2.1	2.4	2.4				72
倍率									倍率
Parts of line	3	3	2	2	1				Parts of line
组合 Code	2222100	2222200	2222210	2222220	2222221				组合 Code

起重性能表-平衡重后位

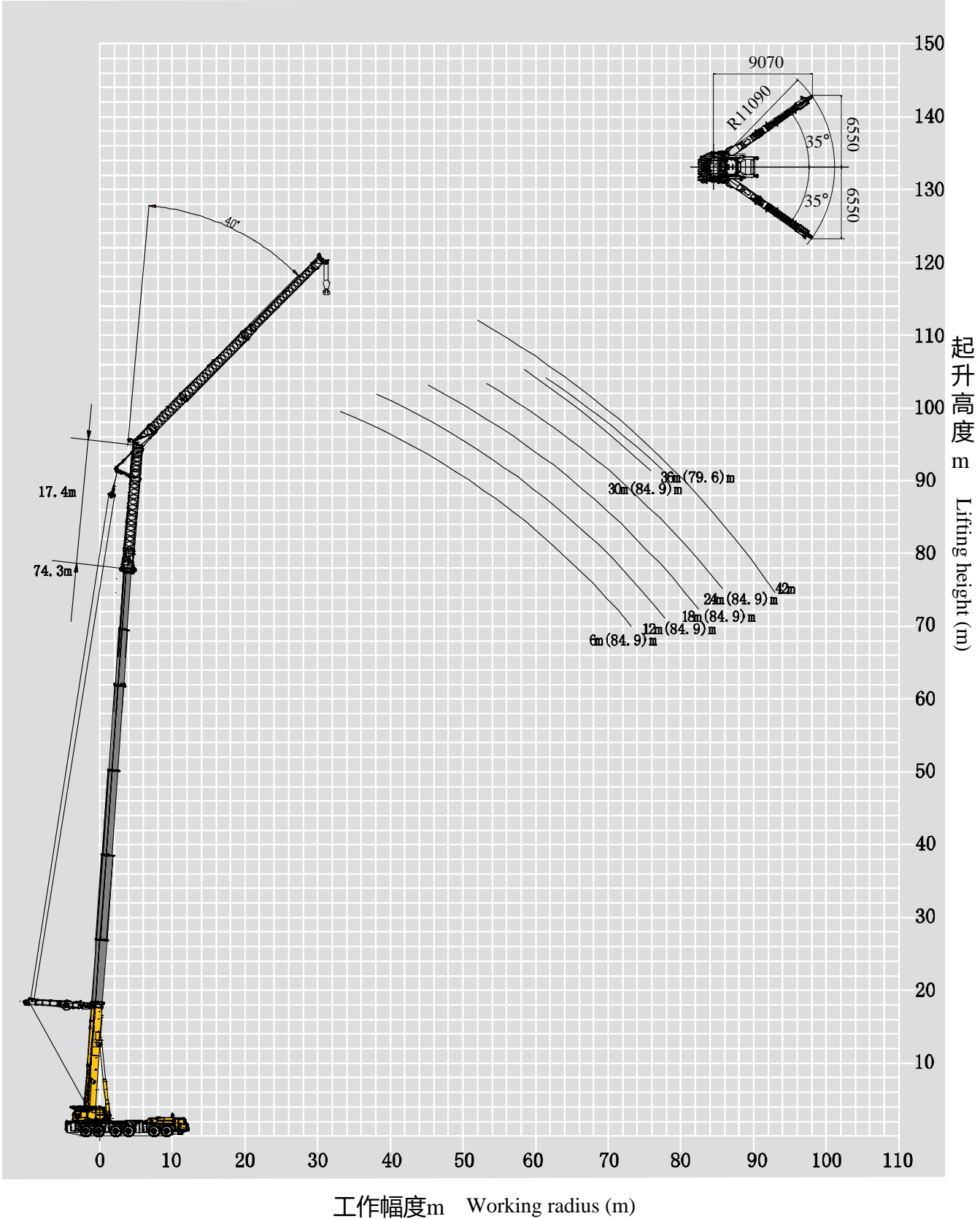
Lifting capacities with counterweight in the rear

T 63.8~84.9m

	 63.8-84.9m	 6m	 20°	 9.4×9.6m	 360°	 140t	 SL	 10m V	
	63.8+17.4 m	69+17.4 m	74.3+17.4 m	79.6+17.4 m	84.9+17.4 m				
18	37.8								18
20	36.9	36.5							20
22	35.8	35.7	34.4						22
24	34.9	34.5	33.2	29.0					24
26	34.1	33.7	32.5	27.6					26
28	33.0	32.9	31.7	26.4	14.6				28
30	32.0	32.1	31.0	25.2	14.0				30
32	30.0	29.1	28.5	24.2	13.4				32
34	27.3	26.5	25.9	23.2	12.8				34
36	24.7	24.7	24.1	22.0	12.3				36
38	22.1	22.1	21.6	20.8	11.8				38
40	20.3	20.3	19.8	18.0	11.3				40
42	18.5	18.5	18.1	16.5	10.8				42
44	16.8	16.8	16.4	14.9	10.4				44
46	15.0	15.0	14.7	14.1	9.9				46
48	13.2	14.1	12.5	12.5	9.3				48
50	12.3	12.3	11.0	11.8	8.7				50
52	10.6	11.1	10.2	10.2	8.4				52
54	9.0	9.7	9.0	9.4	8.1				54
56	7.6	7.5	7.8	8.2	7.5				56
58	6.4	6.4	6.8	7.2	6.6				58
60	5.1	5.4	5.8	6.2	5.8				60
62	4.2	4.5	4.9	5.3	5.0				62
64	3.3	3.6	4.0	4.4	4.2				64
66	2.5	2.8	3.2	3.6	3.5				66
68		2.1	2.5	2.8	2.8				68
70				2.1	2.2				70
倍率									倍率
Parts of line	3	3	3	3	2				Parts of line
组合 Code	2222100	2222200	2222210	2222220	2222221				组合 Code

起升高度曲线图
Lifting heights

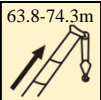
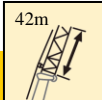
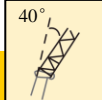
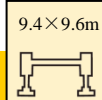

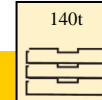
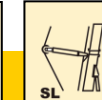

主臂+10m加长节+超起+固定副臂40°安装角
Boom+10 m extension+super lift+fixed jib with 40° offset angle



起重性能表-平衡重后位

Lifting capacities with counterweight in the rear



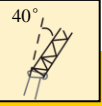
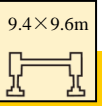

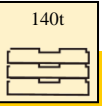
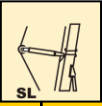
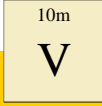
T 63.8~74.3m

	       			
	63.8+17.4 m	69+17.4 m	74.3+17.4 m	
46	3.4			46
48	3.3	3.4		48
50	3.2	3.4	2.8	50
52	3.1	3.3	2.8	52
54	2.9	3.2	2.8	54
56	2.7	3.1	2.7	56
58	2.6	2.5	2.7	58
60	2.6	2.5	2.6	60
62	2.4	2.5	2.6	62
64	2.4	2.5	2.5	64
66	2.4	2.4	2.5	66
68	2.3	2.4	2.5	68
70	2.3	2.4	2.5	70
72	2.3	2.3	2.5	72
74	2.2	2.3	2.5	74
76	2.2	2.3	2.4	76
78	2.2	2.3	2.4	78
80	2.2	2.2	2.4	80
82	2.1	2.2	2.4	82
84	2.1	2.2	2.4	84
86	2.1	2.2	2.3	86
88	2.1	2.2	2.3	88
90	2.1	2.2	2.3	90
倍率 Parts of line	1	1	1	倍率 Parts of line
组合 Code	2222100	2222200	2222210	组合 Code

起重性能表-平衡重后位

Lifting capacities with counterweight in the rear


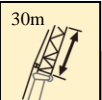
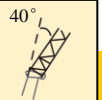
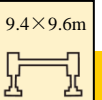
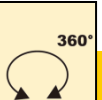
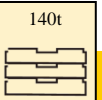
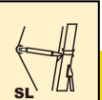
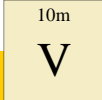





T 63.8~79.6m

	 63.8-79.6m	 36m	 40°	 9.4×9.6m	 360°	 140t	 SL	 10m V	
	63.8+17.4 m	69+17.4 m	74.3+17.4 m	79.6+17.4 m					
44	5.7								44
46	5.6	5.6							46
48	5.5	5.5	4.4						48
50	5.4	5.4	3.9	4.3					50
52	5.3	5.4	3.9	4.3					52
54	4.9	5.3	3.8	4.2					54
56	4.7	5.2	3.8	4.2					56
58	4.5	4.3	3.7	4.1					58
60	4.4	4.2	3.7	4.1					60
62	4.2	4.2	3.6	4.1					62
64	4.1	4.1	3.6	4.0					64
66	4.1	4.1	3.6	3.9					66
68	4.0	4.0	3.5	3.7					68
70	4.0	4.0	3.5	3.6					70
72	3.9	3.9	3.5	3.4					72
74	3.9	3.9	3.4	3.2					74
76	3.9	3.8	3.4	3.1					76
78	3.8	3.8	3.4	2.9					78
80	3.8	3.8	3.4	2.8					80
82	3.5	3.6	3.3	2.7					82
84	2.8	2.9	3.1	2.6					84
86	2.2	2.3	2.5	2.3					86
88				2.1					88
倍率									倍率
Parts of line	1	1	1	1					Parts of line
组合 Code	2222100	2222200	2222210	2222220					组合 Code

起重性能表-平衡重后位

Lifting capacities with counterweight in the rear

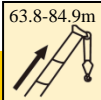
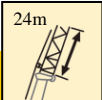

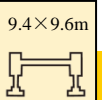

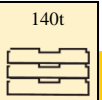

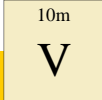
T 63.8~84.9m

	 63.8-84.9m	 30m	 40°	 9.4×9.6m	 360°	 140t	 SL	 10m V	
	 63.8+17.4 m	 69+17.4 m	 74.3+17.4 m	 79.6+17.4 m	 84.9+17.4 m				
38	8.1								38
40	8.0	7.8							40
42	7.6	7.6	7.0						42
44	7.5	7.6	6.9						44
46	7.4	7.5	6.8	6.1					46
48	7.3	7.4	6.7	6.0					48
50	7.2	7.3	6.1	5.9	3.1				50
52	7.2	7.3	5.9	5.8	3.0				52
54	6.4	7.0	5.9	5.8	2.9				54
56	6.3	7.0	5.9	5.7	2.8				56
58	6.0	5.8	5.8	5.6	2.7				58
60	6.0	5.8	5.7	5.4	2.6				60
62	5.6	5.7	5.7	5.2	2.5				62
64	5.6	5.7	5.6	5.1	2.3				64
66	5.5	5.6	5.6	4.8	2.2				66
68	5.5	5.6	5.5	4.7	2.1				68
70	5.4	5.5	5.5	4.5					70
72	5.4	5.5	5.4	4.4					72
74	5.2	5.4	5.4	4.2					74
76	4.5	4.6	4.8	4.1					76
78	3.7	3.9	4.1	3.9					78
80	3.0	3.2	3.4	3.6					80
82	2.4	2.5	2.8	3.0					82
84			2.1	2.3					84
倍率									倍率
Parts of line	1	1	1	1	1			1	Parts of line
组合 Code	2222100	2222200	2222210	2222220	2222221				组合 Code

起重性能表-平衡重后位

Lifting capacities with counterweight in the rear











T 63.8~84.9m

	 63.8-84.9m	 24m	 40°	 9.4×9.6m	 360°	 140t	 SL	 10m V	
	63.8+17.4 m	69+17.4 m	74.3+17.4 m	74.3+17.4 m	79.6+17.4 m	79.6+17.4 m	79.6+17.4 m	84.9+17.4 m	
34	10.9								34
36	10.8	10.6							36
38	10.6	10.5	9.5						38
40	10.6	10.3	9.5		9.0				40
42	10.1	10.2	9.4		8.4				42
44	10.0	10.1	9.3		8.3		4.6		44
46	9.8	10.0	9.2		8.3		4.6		46
48	9.8	9.9	9.1		8.1		4.3		48
50	9.7	9.8	8.2		8.0		4.2		50
52	9.7	9.8	8.1		7.7		4.0		52
54	8.8	9.7	8.1		7.5		3.9		54
56	8.6	9.5	7.9		7.2		3.7		56
58	8.3	7.9	7.9		7.0		3.6		58
60	8.2	7.9	7.9		6.8		3.4		60
62	7.7	7.7	7.7		6.6		3.3		62
64	7.7	7.7	7.7		6.4		3.2		64
66	7.3	7.5	7.7		6.2		3.0		66
68	6.4	6.5	6.8		6.0		2.9		68
70	5.5	5.7	5.9		5.8		2.7		70
72	4.7	4.9	5.1		5.3		2.6		72
74	3.9	4.1	4.3		4.6		2.5		74
76	3.2	3.4	3.6		3.8		2.3		76
78	2.4	2.7	2.9		3.2		2.2		78
80			2.3		2.5		2.1		80
倍率									倍率
Parts of line	1	1	1	1	1	1	1	1	Parts of line
组合 Code	2222100	2222200	2222210	2222210	2222220	2222220	2222221	2222221	组合 Code

起重性能表-平衡重后位

Lifting capacities with counterweight in the rear


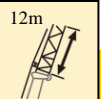

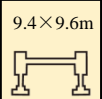

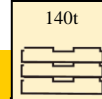


T 63.8~84.9m

	       					
	63.8+17.4 m	69+17.4 m	74.3+17.4 m	79.6+17.4 m	84.9+17.4 m	
28	14.2					28
30	13.9	13.9				30
32	13.7	13.7	13.4			32
34	13.5	13.5	13.2	12.7		34
36	13.5	13.5	13.2	12.5		36
38	13.3	13.3	13.0	12.3	6.8	38
40	13.1	13.1	12.8	12.2	6.6	40
42	12.9	12.9	12.6	11.4	6.3	42
44	12.8	12.8	12.6	11.3	6.1	44
46	12.7	12.7	12.4	11.0	5.9	46
48	12.6	12.6	11.9	10.2	5.6	48
50	12.5	12.5	11.1	9.9	5.5	50
52	12.3	12.4	11.0	9.6	5.3	52
54	12.0	12.3	10.9	9.3	5.1	54
56	11.6	12.2	10.8	9.0	5.0	56
58	10.5	10.2	10.2	8.7	4.8	58
60	9.1	9.0	9.3	8.5	4.6	60
62	7.8	7.8	8.3	8.3	4.4	62
64	6.8	7.0	7.3	7.5	4.2	64
66	5.8	6.1	6.3	6.6	4.1	66
68	4.9	5.2	5.5	5.7	4.0	68
70	4.1	4.3	4.7	4.9	3.7	70
72	3.3	3.6	3.9	4.1	3.6	72
74	2.6	2.8	3.1	3.4	3.3	74
76		2.1	2.4	2.7	2.7	76
78				2.1	2.1	78
倍率 Parts of line	2	2	2	1	1	倍率 Parts of line
组合 Code	2222100	2222200	2222210	2222220	2222221	组合 Code

起重性能表-平衡重后位

Lifting capacities with counterweight in the rear

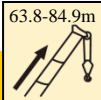
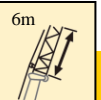
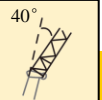
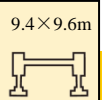

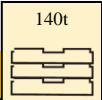
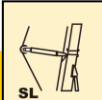
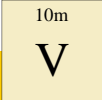
T 63.8~84.9m

	 63.8-84.9m	 12m	 40°	 9.4×9.6m	 360°	 140t	 SL	 10m V	
	63.8+17.4 m	69+17.4 m	74.3+17.4 m	79.6+17.4 m	84.9+17.4 m				
24	20.1								24
26	19.7	19.5							26
28	19.2	19.3	18.8						28
30	19.2	18.9	18.5	17.6					30
32	18.9	18.9	18.4	17.4	10.0				32
34	18.6	18.5	18.1	17.1	9.3				34
36	18.2	18.1	18.1	16.7	8.8				36
38	18.1	18.0	17.7	16.1	8.5				38
40	17.8	17.9	17.5	15.6	8.2				40
42	17.6	17.7	17.5	14.1	7.9				42
44	17.5	17.5	17.1	13.7	7.6				44
46	17.3	17.4	17.0	13.3	7.4				46
48	15.9	15.9	15.5	12.9	7.1				48
50	14.1	14.1	13.3	12.4	6.9				50
52	13.2	13.2	11.8	11.8	6.6				52
54	11.2	12.2	11.0	11.0	6.3				54
56	10.1	10.6	10.0	10.2	6.1				56
58	8.6	8.5	8.6	9.1	5.9				58
60	7.5	7.4	7.7	7.8	5.7				60
62	6.1	6.4	6.7	7.0	5.5				62
64	5.1	5.4	5.8	6.1	5.3				64
66	4.2	4.5	4.9	5.2	4.9				66
68	3.4	3.7	4.1	4.4	4.2				68
70		2.9	3.3	3.6	3.5				70
72		2.1	2.5	2.9	2.8				72
74				2.2	2.2				74
倍率									倍率
Parts of line	2	2	2	2	1				Parts of line
组合 Code	2222100	2222200	2222210	2222220	2222221				组合 Code

起重性能表-平衡重后位

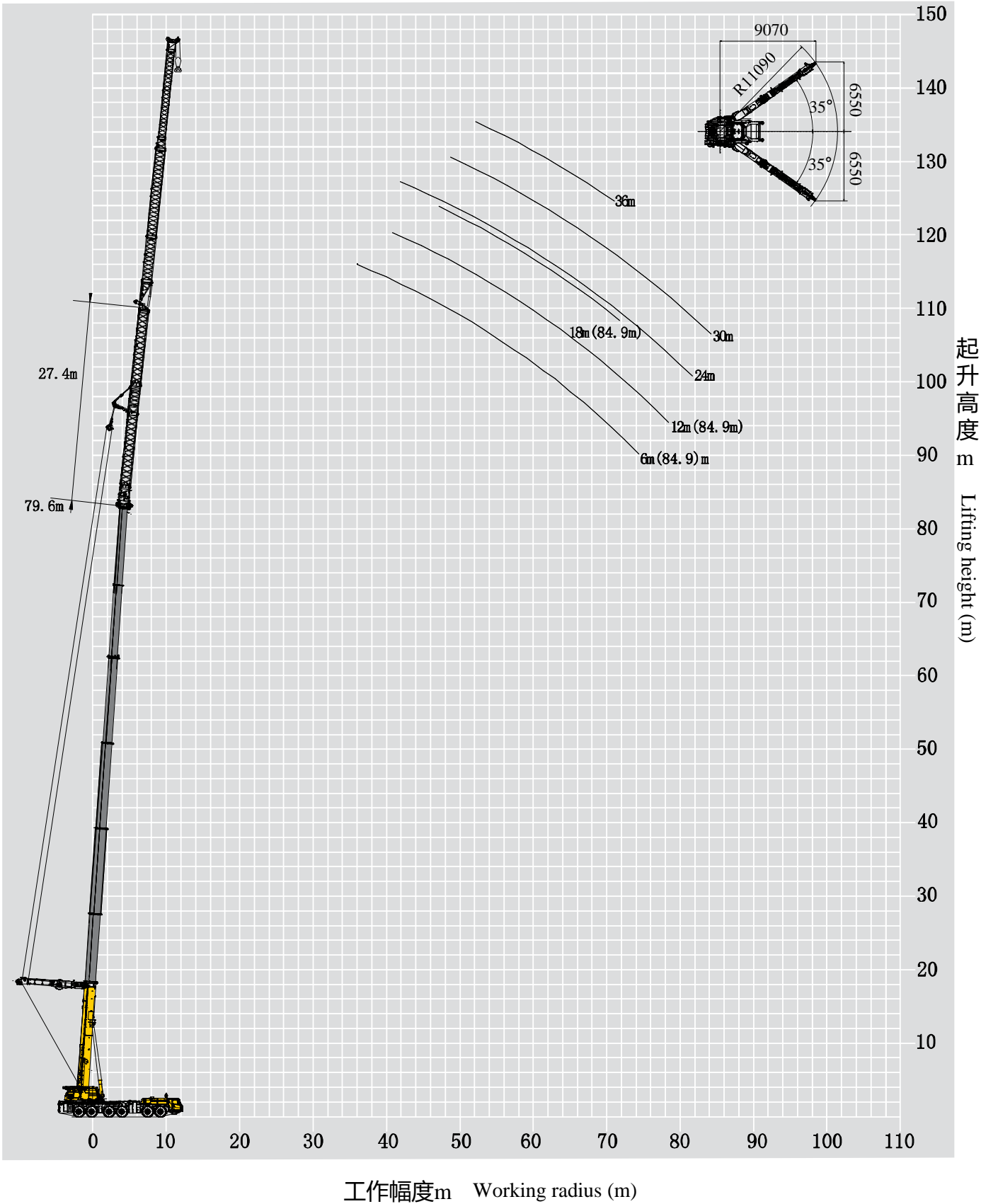
Lifting capacities with counterweight in the rear

T 63.8~84.9m

	 63.8-84.9m	 6m	 40°	 9.4×9.6m	 360°	 140t	 SL	 10m V	
	63.8+17.4 m	69+17.4 m	74.3+17.4 m	79.6+17.4 m	84.9+17.4 m				
18	27.0								18
20	26.6	26.5							20
22	26.2	26.1	25.1						22
24	25.8	25.7	25.0	23.9					24
26	25.4	25.3	24.7	23.5	14.8				26
28	24.9	24.9	24.4	23.2	14.1				28
30	24.9	24.6	24.0	22.9	13.6				30
32	24.6	24.5	23.6	22.7	13.0				32
34	24.2	24.1	23.3	22.4	12.6				34
36	23.7	23.7	23.3	21.4	11.9				36
38	22.9	22.9	22.4	20.5	11.5				38
40	21.2	21.2	20.7	19.8	11.1				40
42	18.5	18.5	19.0	17.2	10.6				42
44	16.8	17.6	17.2	15.7	10.2				44
46	15.9	15.9	15.5	14.1	9.8				46
48	14.1	14.1	13.8	13.3	9.1				48
50	12.3	13.2	11.8	11.8	8.6				50
52	11.2	11.5	10.2	11.0	8.3				52
54	9.6	10.2	9.4	9.4	8.1				54
56	8.1	8.8	8.3	8.6	7.8				56
58	6.7	6.7	7.2	7.5	6.9				58
60	5.6	5.7	6.1	6.5	6.1				60
62	4.4	4.8	5.2	5.6	5.2				62
64		3.9	4.3	4.7	4.5				64
66		3.0	3.5	3.8	3.7				66
68			2.7	3.1	3.1				68
70				2.3	2.4				70
倍率									倍率
Parts of line	3	3	2	2	2				Parts of line
组合 Code	2222100	2222200	2222210	2222220	2222221				组合 Code

起升高度曲线图
Lifting heights




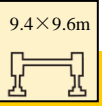
主臂+20m加长节+超起+固定副臂0°安装角
Boom+20 m extension+super lift+fixed jib with 0° offset angle



起重性能表-平衡重后位

Lifting capacities with counterweight in the rear


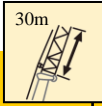
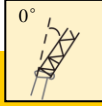
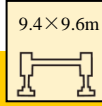

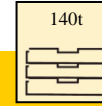
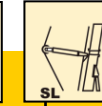
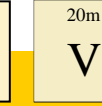
T 63.8~79.6m

	 63.8+27.4 m	 69+27.4 m	 74.3+27.4 m	 79.6+27.4 m	
26	13.5				26
28	13.0	12.5			28
30	12.5	12.1			30
32	12.1	11.8	10.6		32
34	11.7	11.2	10.2	5.6	34
36	11.3	10.7	9.8	5.4	36
38	10.8	10.3	9.4	5.2	38
40	10.4	9.9	9.1	4.9	40
42	9.9	9.5	8.7	4.7	42
44	9.5	9.2	8.4	4.3	44
46	9.1	8.8	8.1	4.1	46
48	8.8	8.5	7.8	3.8	48
50	8.5	8.2	7.6	3.6	50
52	8.1	7.9	7.3	3.4	52
54	7.8	7.7	7.0	3.1	54
56	6.9	6.9	6.7		56
58	6.0	6.7	6.5		58
60	5.8	5.3	5.1		60
62	4.8	4.7	4.9		62
64	4.6	4.5	4.0		64
66	3.4	3.3	3.6		66
68	2.9	2.8	3.1		68
70	2.5	2.4	2.6		70
72	2.1	2.0	2.2		72
倍率	2	1	1	1	倍率
Parts of line	2	1	1	1	Parts of line
组合	2222100	2222200	2222210	2222220	组合
Code	2222100	2222200	2222210	2222220	Code

起重性能表-平衡重后位

Lifting capacities with counterweight in the rear

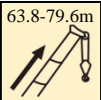
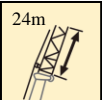
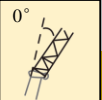
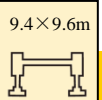
T 63.8~79.6m

	 63.8-79.6m	 30m	 0°	 9.4×9.6m	 360°	 140t	 SL	 20m V	
	63.8+27.4 m	69+27.4 m	74.3+27.4 m	79.6+27.4 m					
24	15.9							24	
26	15.2	14.3						26	
28	14.5	13.8						28	
30	13.7	13.3	12.7					30	
32	13.2	12.8	12.2					32	
34	12.6	12.2	11.7	7.4				34	
36	12.0	11.7	11.4	7.3				36	
38	11.6	11.3	11.0	7.2				38	
40	11.1	10.7	10.6	6.8				40	
42	10.7	10.3	10.1	6.4				42	
44	10.3	10.0	9.7	6.0				44	
46	9.9	9.6	9.3	5.8				46	
48	9.5	9.2	9.0	5.4				48	
50	9.1	8.9	8.6	5.1				50	
52	8.8	8.6	8.4	4.8				52	
54	8.4	8.3	8.0	4.6				54	
56	8.2	8.0	7.8	4.4				56	
58	7.8	7.7	7.5	4.2				58	
60	7.6	7.5	7.3	3.9				60	
62	5.8	5.8	5.8	3.7				62	
64	4.4	4.3	4.3	2.8				64	
66	3.8	3.7	3.7	2.6				66	
68	3.2	3.2	3.2	2.5				68	
70	2.7	2.7	2.7	2.3				70	
72	2.2	2.2	2.2	2.2				72	
倍率 Parts of line	2	2	1	1				倍率 Parts of line	
组合 Code	2222100	2222200	2222210	2222220				组合 Code	

起重性能表-平衡重后位

Lifting capacities with counterweight in the rear


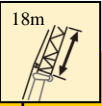
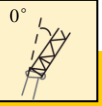
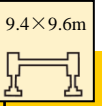

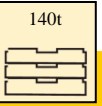
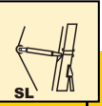
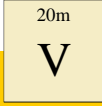
T 63.8~79.6m

	 63.8+27.4 m	 69+27.4 m	 74.3+27.4 m	 79.6+27.4 m	
22	20.6				22
24	19.4	18.6			24
26	18.7	17.9	17.3		26
28	17.8	17.1	16.6		28
30	16.9	16.4	15.8	11.5	30
32	16.1	15.6	15.2	10.9	32
34	15.5	15.0	14.6	10.2	34
36	14.7	14.3	14.0	9.1	36
38	14.2	13.9	13.4	8.6	38
40	13.7	13.3	12.9	8.3	40
42	13.1	12.7	12.5	7.8	42
44	12.6	12.3	12.0	7.5	44
46	12.0	11.9	11.6	7.1	46
48	11.6	11.4	11.2	6.7	48
50	11.1	10.9	10.6	6.5	50
52	10.7	10.5	9.7	6.1	52
54	10.3	9.9	9.3	5.8	54
56	9.1	9.1	8.5	5.6	56
58	8.2	8.2	7.8	5.4	58
60	6.1	6.1	6.1	4.7	60
62	5.4	5.4	5.4	4.5	62
64	4.7	4.6	4.7	4.3	64
66	4.0	4.0	4.0	4.1	66
68	3.4	3.3	3.4	3.4	68
70	2.8	2.7	2.8	2.8	70
72	2.2	2.1	2.2	2.2	72
倍率 Parts of line	2	2	2	1	倍率 Parts of line
组合 Code	2222100	2222200	2222210	2222220	组合 Code

起重性能表-平衡重后位

Lifting capacities with counterweight in the rear


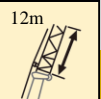
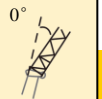
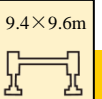

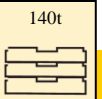
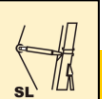
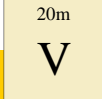
T 63.8~84.9m

	 63.8-84.9m	 18m	 0°	 9.4×9.6m	 360°	 140t	 SL	 20m V	
	63.8+27.4 m	69+27.4 m	74.3+27.4 m	79.6+27.4 m	84.9+27.4 m				
22	24.2								22
24	23.1	22.0							24
26	21.9	21.0	20.2						26
28	20.8	20.0	19.4	14.4					28
30	19.8	19.1	18.6	13.6					30
32	18.9	18.3	17.9	12.9					32
34	18.2	17.5	17.1	12.2	6.2				34
36	17.3	16.7	16.4	11.6	5.8				36
38	16.5	16.1	15.8	11.1	5.6				38
40	15.8	15.5	15.2	10.5	5.3				40
42	15.2	14.9	14.6	9.8	4.9				42
44	14.7	14.3	14.1	9.1	4.6				44
46	14.2	13.9	13.6	8.7	4.4				46
48	13.2	13.2	13.1	8.3	4.2				48
50	12.4	12.4	12.4	8.0	3.9				50
52	10.7	10.7	10.7	7.7	3.7				52
54	9.9	9.9	9.3	7.3	3.5				54
56	9.1	9.1	8.5	7.0	3.3				56
58	8.0	8.0	7.6	6.7	3.1				58
60	5.8	5.8	5.8	5.9	2.8				60
62	5.0	5.0	5.1	5.1					62
64	4.2	4.2	4.3	4.4					64
66	3.6	3.6	3.7	3.7					66
68	2.9	2.9	3.0	3.1					68
70	2.3	2.3	2.4	2.5					70
倍率									倍率
Parts of line	2	2	2	2	1				Parts of line
组合 Code	2222100	2222200	2222210	2222220	2222221				组合 Code

起重性能表-平衡重后位

Lifting capacities with counterweight in the rear


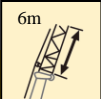
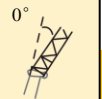
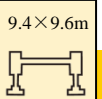

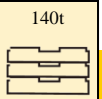

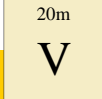
T 63.8~84.9m

	 63.8-84.9m	 12m	 0°	 9.4×9.6m	 360°	 140t	 SL	 20m V	
	63.8+27.4 m	69+27.4 m	74.3+27.4 m	79.6+27.4 m	84.9+27.4 m				
20	30.3								20
22	28.8	27.3							22
24	27.3	26.2	25.2						24
26	25.7	24.8	24.0						26
28	24.6	23.6	23.0	16.3					28
30	23.4	22.7	22.1	15.4	8.2				30
32	22.2	21.7	21.1	14.7	7.8				32
34	21.4	20.9	20.2	14.0	7.3				34
36	20.6	19.9	19.4	13.3	6.9				36
38	19.8	19.1	18.6	12.7	6.5				38
40	19.0	18.1	17.9	12.1	6.2				40
42	17.3	16.5	17.3	11.6	6.0				42
44	15.7	15.7	15.7	11.1	5.6				44
46	14.0	14.0	14.0	10.6	5.4				46
48	13.2	13.2	13.2	9.9	5.1				48
50	11.5	11.5	11.5	9.3	4.9				50
52	10.7	10.7	10.7	8.9	4.6				52
54	9.6	9.6	8.1	8.0	4.4				54
56	8.2	8.2	7.1	7.2	4.1				56
58	7.3	7.4	6.1	6.3	3.9				58
60	6.3	6.4	5.4	5.5	3.6				60
62	4.4	4.5	4.6	4.7	3.5				62
64	3.7	3.7	3.9	4.0	3.3				64
66	3.0	3.0	3.2	3.3	3.1				66
68	2.3	2.4	2.5	2.7	2.9				68
70			1.9	2.1	2.3				70
倍率									倍率
Parts of line	3	3	2	2	1				Parts of line
组合 Code	2222100	2222200	2222210	2222220	2222221				组合 Code

起重性能表-平衡重后位

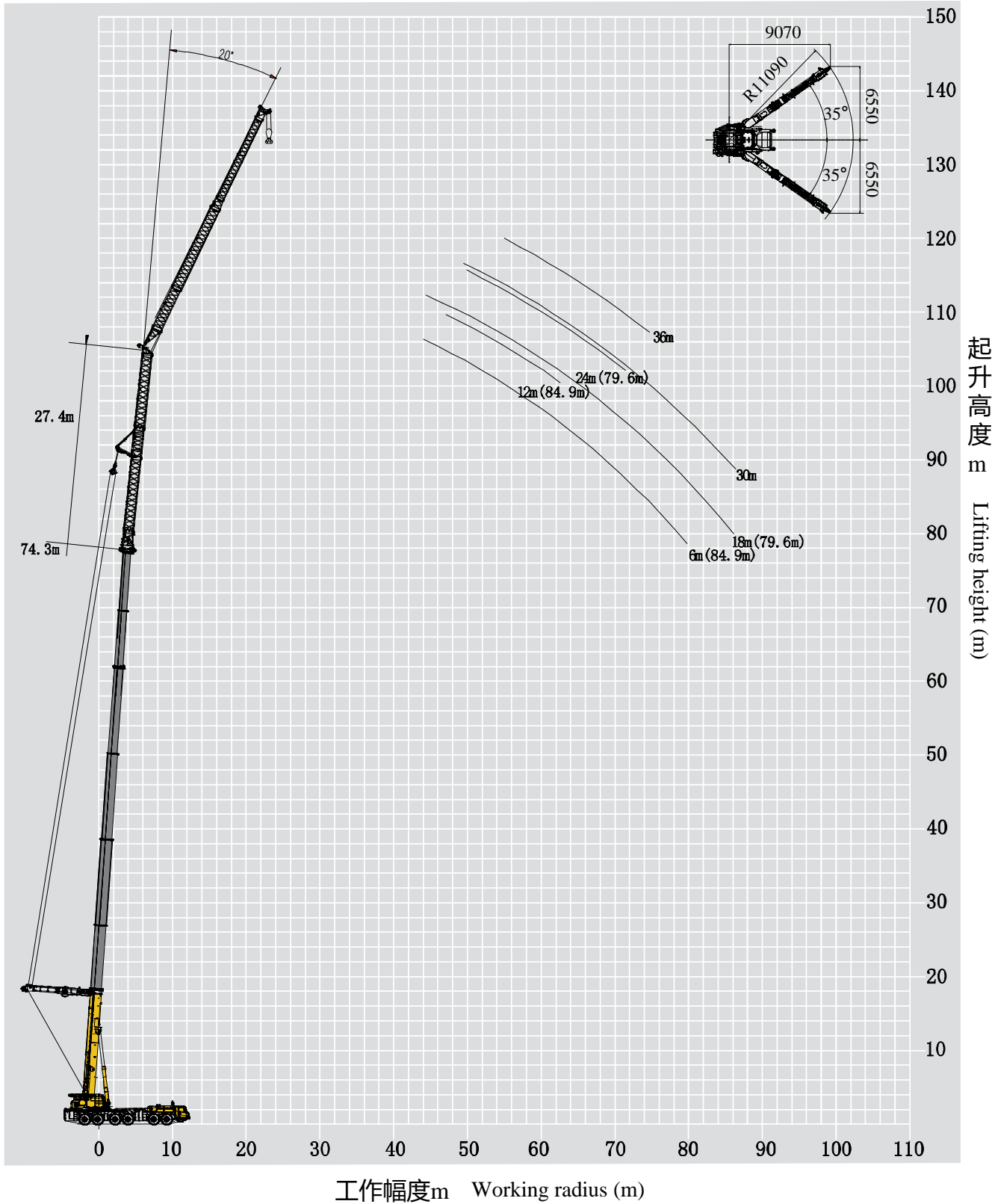
Lifting capacities with counterweight in the rear

T 63.8~84.9m

	 63.8-84.9m	 6m	 0°	 9.4×9.6m	 360°	 140t	 SL	 20m V	
	63.8+27.4 m	69+27.4 m	74.3+27.4 m	79.6+27.4 m	84.9+27.4 m				
18	42.9								18
20	40.4	38.2							20
22	38.1	36.1							22
24	35.8	33.3	30.5						24
26	33.3	30.5	29.3	20.7					26
28	30.2	29.1	28.2	19.3	11.5				28
30	28.7	27.8	26.8	18.2	10.8				30
32	26.4	26.4	25.5	17.4	10.3				32
34	23.9	23.9	23.9	16.6	9.8				34
36	22.3	22.3	22.3	15.8	9.2				36
38	19.8	19.8	19.8	15.1	8.2				38
40	18.1	18.1	18.1	14.4	7.9				40
42	16.5	16.5	16.5	13.8	7.6				42
44	14.8	14.8	14.8	13.1	7.2				44
46	13.2	14.0	14.0	12.4	6.9				46
48	12.4	12.4	12.4	10.9	6.6				48
50	10.7	11.5	11.5	10.2	6.3				50
52	9.9	9.9	9.9	9.4	6.0				52
54	8.8	9.0	9.1	8.0	5.7				54
56	7.7	7.8	8.0	7.3	5.4				56
58	5.4	5.5	5.7	5.9	5.2				58
60	4.6	4.7	4.9	5.1	4.9				60
62	3.8	3.9	4.1	4.3	4.5				62
64	3.1	3.2	3.4	3.6	3.8				64
66	2.4	2.5	2.7	2.9	3.1				66
68			2.1	2.2	2.5				68
倍率 Parts of line	4	3	3	2	1				倍率 Parts of line
组合 Code	2222100	2222200	2222210	2222220	2222221				组合 Code

起升高度曲线图
Lifting heights


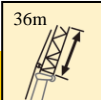
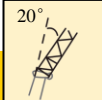
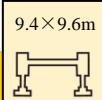

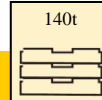


主臂+20m加长节+超起+固定副臂20°安装角
Boom+20 m extension+super lift+fixed jib with 20° offset angle



起重性能表-平衡重后位

Lifting capacities with counterweight in the rear

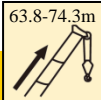
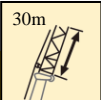
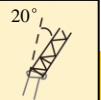
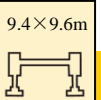

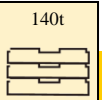

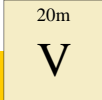
T 63.8~74.3m

	       	63.8+27.4 m	69+27.4 m	74.3+27.4 m	
38		7.4			38
40		7.2	6.9		40
42		7.0	6.8	6.7	42
44		6.8	6.6	6.4	44
46		6.6	6.5	6.4	46
48		6.4	6.2	6.3	48
50		6.2	6.0	5.9	50
52		6.1	5.9	5.8	52
54		5.9	5.6	5.3	54
56		5.8	5.5	5.2	56
58		5.6	5.4	5.1	58
60		5.3	5.3	5.0	60
62		5.0	5.2	4.6	62
64		4.8	4.9		64
66		4.7	4.8		66
68		4.4	4.7		68
70		3.8	3.5		70
72		3.7	3.4		72
74		3.1	3.4		74
76		3.1	3.2		76
78		2.7	2.7		78
80		2.2	2.2		80
倍率 Parts of line		1	1	1	倍率 Parts of line
组合 Code		2222100	2222200	2222210	组合 Code

起重性能表-平衡重后位

Lifting capacities with counterweight in the rear

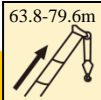
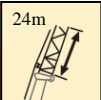
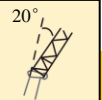
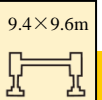

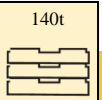

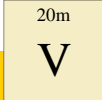
T 63.8~74.3m

	       	63.8+27.4 m	69+27.4 m	74.3+27.4 m	
32		9.9			32
34		9.5	9.2		34
36		9.3	9.0		36
38		9.0	8.8	8.9	38
40		8.8	8.6	8.7	40
42		8.6	8.4	8.6	42
44		8.4	8.2	8.3	44
46		8.1	7.8	8.1	46
48		7.9	7.6	7.9	48
50		7.7	7.4	7.4	50
52		7.7	7.3	7.2	52
54		7.3	7.0	7.1	54
56		7.2	6.9	6.4	56
58		7.0	6.8	6.2	58
60		6.6	6.7	6.1	60
62		6.2	6.5	5.9	62
64		6.1	4.6	5.7	64
66		5.9	4.5	5.5	66
68		5.6	4.4	4.7	68
70		4.7	4.2	4.7	70
72		4.3	3.7	3.9	72
74		3.2	3.1	3.5	74
76		2.7	2.6	3.2	76
78		2.2	2.2		78
倍率 Parts of line		1	1	1	倍率 Parts of line
组合 Code		2222100	2222200	2222210	组合 Code

起重性能表-平衡重后位

Lifting capacities with counterweight in the rear



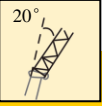
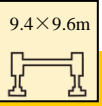
T 63.8~79.6m

	       	63.8+27.4 m	69+27.4 m	74.3+27.4 m	79.6+27.4 m	
30		13.0				30
32		12.6	12.5			32
34		12.4	12.3	11.8		34
36		12.2	12.1	11.6	8.2	36
38		12.0	11.9	11.2	8.0	38
40		11.8	11.6	10.8	7.7	40
42		11.5	11.1	10.5	7.4	42
44		11.2	10.8	10.0	7.1	44
46		11.1	10.5	8.8	6.8	46
48		10.9	10.1	8.5	6.4	48
50		10.6	9.7	8.3	5.5	50
52		10.2	9.4	8.0	5.1	52
54		9.8	9.0	7.8	4.7	54
56		9.4	8.8	7.6	4.3	56
58		9.2	8.0	7.4	3.9	58
60		8.7	7.7	7.1		60
62		8.3	7.5	6.9		62
64		7.4	7.1	6.7		64
66		6.7	6.4	6.1		66
68		5.6	5.6	5.3		68
70		4.2	4.8	4.6		70
72		3.5	3.0	3.9		72
74		2.9	2.5	3.2		74
76		2.3	2.0	2.6		76
78				2.0		78
倍率 Parts of line		1	1	1	1	倍率 Parts of line
组合 Code		2222100	2222200	2222210	2222220	组合 Code

起重性能表-平衡重后位

Lifting capacities with counterweight in the rear


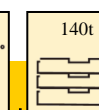
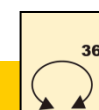
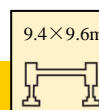
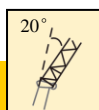
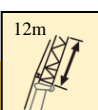
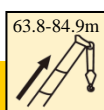
T 63.8~79.6m

	 63.8+27.4 m	 69+27.4 m	 74.3+27.4 m	 79.6+27.4 m	
26	19.3				26
28	18.9	17.1			28
30	18.4	16.5	15.5		30
32	17.7	15.9	15.0	12.2	32
34	16.9	15.4	14.6	11.6	34
36	16.4	14.9	14.0	11.0	36
38	15.9	14.4	13.6	10.6	38
40	15.4	13.9	13.2	9.6	40
42	14.9	13.5	12.8	9.2	42
44	14.3	13.1	12.4	8.9	44
46	13.8	12.7	12.0	8.5	46
48	13.3	12.1	11.6	8.2	48
50	13.0	11.7	10.8	7.8	50
52	12.6	11.4	10.5	7.5	52
54	12.3	11.0	9.5	7.3	54
56	11.9	10.7	9.3	7.0	56
58	11.0	10.1	9.0	6.5	58
60	9.2	8.9	8.0	6.1	60
62	8.1	7.9	7.1	5.7	62
64	6.9	6.5	6.2	5.2	64
66	5.8	5.6	5.4	4.8	66
68	4.9	3.6	4.6	4.4	68
70	3.4	3.0	3.9	3.9	70
72	2.8	2.4	3.2	3.3	72
74			2.5	2.7	74
76				2.0	76
倍率 Parts of line	2	2	2	1	倍率 Parts of line
组合 Code	2222100	2222200	2222210	2222220	组合 Code

起重性能表-平衡重后位

Lifting capacities with counterweight in the rear

T 63.8~84.9m


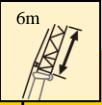
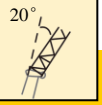
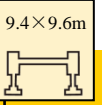

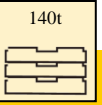
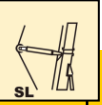
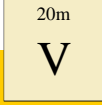


	63.8+27.4 m	69+27.4 m	74.3+27.4 m	79.6+27.4 m	84.9+27.4 m	
22	25.7					22
24	24.7	22.9				24
26	23.8	22.1	20.6			26
28	23.0	21.3	19.8			28
30	22.1	20.5	19.1	14.5		30
32	21.3	19.6	18.5	13.8		32
34	20.4	18.8	17.9	13.2	6.9	34
36	19.6	18.2	17.3	12.6	6.6	36
38	18.9	17.6	16.7	12.1	6.3	38
40	18.2	17.0	16.1	11.6	5.7	40
42	17.6	16.6	15.6	11.1	5.2	42
44	17.1	15.9	14.9	10.6	4.7	44
46	16.5	15.5	14.4	9.8	4.3	46
48	15.3	14.5	13.8	9.4	3.9	48
50	14.4	13.6	12.5	9.0	3.5	50
52	12.6	11.9	11.0	8.7		52
54	11.5	10.8	9.6	8.3		54
56	10.3	9.8	8.8	8.1		56
58	8.8	8.3	7.8	7.8		58
60	7.9	7.5	6.8	7.0		60
62	6.7	6.5	5.9	6.1		62
64	5.5	5.2	5.1	5.2		64
66	4.5	4.4	4.3	4.5		66
68	3.7	3.6	3.6	3.7		68
70	2.4	2.9	2.9	3.0		70
72			2.2	2.4		72
倍率						倍率
Parts of line	2	2	2	2	1	Parts of line
组合 Code	2222100	2222200	2222210	2222220	2222221	组合 Code

起重性能表-平衡重后位

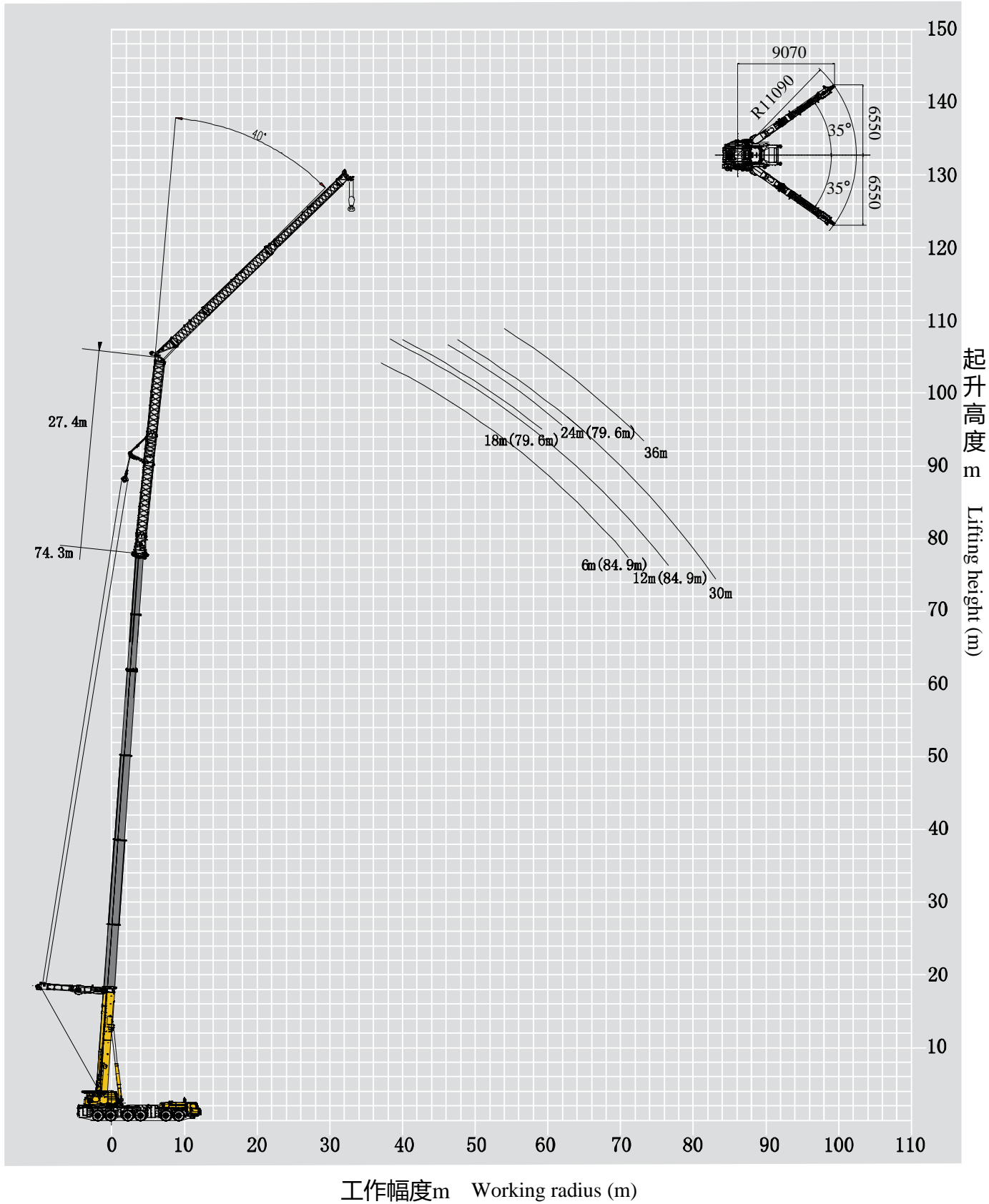
Lifting capacities with counterweight in the rear

T 63.8~84.9m

	 63.8-84.9m	 6m	 20°	 9.4×9.6m	 360°	 140t	 SL	 20m V	
	63.8+27.4 m	69+27.4 m	74.3+27.4 m	79.6+27.4 m	84.9+27.4 m				
20	36.2								20
22	34.5	31.2							22
24	32.8	30.0							24
26	31.4	28.8	27.0						26
28	30.1	27.6	25.9	16.6					28
30	28.8	26.7	24.9	16.2					30
32	27.5	25.6	24.0	15.8	10.1				32
34	26.4	24.6	23.2	15.4	9.1				34
36	25.2	23.8	22.5	15.0	8.4				36
38	22.5	21.5	20.8	14.6	8.2				38
40	20.7	19.8	19.1	14.1	7.9				40
42	18.9	18.1	17.4	13.6	7.4				42
44	17.1	16.3	15.5	13.0	7.2				44
46	15.3	14.6	13.8	12.5	6.6				46
48	14.4	13.6	13.0	11.8	6.2				48
50	12.6	11.9	11.0	11.0	5.9				50
52	11.7	11.1	10.2	9.6	5.5				52
54	10.1	9.7	8.8	8.8	5.1				54
56	8.8	8.3	7.7	7.9	4.7				56
58	7.6	7.4	6.7	6.9	4.4				58
60	6.5	6.3	5.8	6.0	4.0				60
62	5.3	5.3	4.9	5.1	3.6				62
64	4.3	4.1	4.1	4.3	3.2				64
66	3.3	3.3	3.3	3.6	2.9				66
68	2.5		2.6	2.8	2.6				68
70				2.2	2.3				70
倍率									倍率
Parts of line	3	3	3	2	1				Parts of line
组合 Code	2222100	2222200	2222210	2222220	2222221				组合 Code

起升高度曲线图
Lifting heights

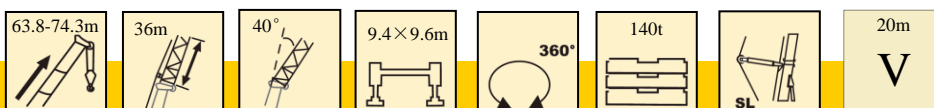
主臂+20m加长节+超起+固定副臂40°安装角
Boom+20 m extension+super lift+fixed jib with 40° offset angle



起重性能表-平衡重后位

Lifting capacities with counterweight in the rear

T 63.8~74.3m

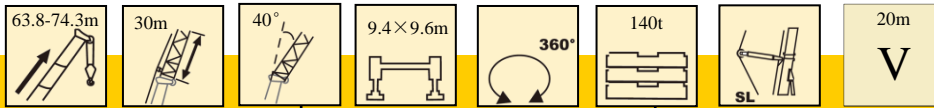


	63.8+27.4 m	69+27.4 m	74.3+27.4 m	
48	4.8			48
50	4.7	5.0		50
52	4.5	4.9	5.0	52
54	4.5	4.7	4.9	54
56	4.4	4.6	4.7	56
58	4.4	4.6	4.3	58
60	4.2	4.5	4.2	60
62	4.0	4.4	4.2	62
64	3.9	4.4	4.1	64
66	3.7	3.7	3.6	66
68	3.7	3.7	3.6	68
70	3.5	3.3	3.4	70
72	3.4	3.3	3.1	72
74	3.0	2.8		74
76	2.6	2.7		76
78	2.6	2.3		78
80	2.5	2.3		80
82	2.5	2.3		82
84	2.3			84
倍率 Parts of line	1	1	1	倍率 Parts of line
组合 Code	2222100	2222200	2222210	组合 Code

起重性能表-平衡重后位

Lifting capacities with counterweight in the rear

T 63.8~74.3m

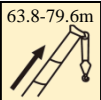
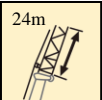

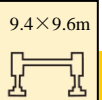

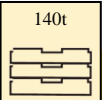
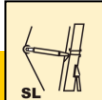
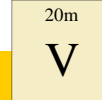


	63.8+27.4 m	69+27.4 m	74.3+27.4 m	
42	6.3			42
44	6.3	6.6		44
46	6.1	6.6	6.9	46
48	6.0	6.5	6.8	48
50	6.0	6.3	6.6	50
52	5.8	6.2	6.5	52
54	5.8	6.0	6.5	54
56	5.7	5.9	6.4	56
58	5.7	5.9	5.6	58
60	5.5	5.8	5.6	60
62	5.2	5.8	5.6	62
64	5.1	5.8	5.6	64
66	4.9	4.9	4.9	66
68	4.8	4.9	4.7	68
70	4.6	4.3	4.7	70
72	4.5	4.3	4.5	72
74	3.9	3.6	4.4	74
76	3.4	3.6	4.1	76
78	3.1	3.1	3.7	78
80	2.5	2.6	3.1	80
82	2.0	2.1	2.5	82
84			2.0	84
倍率 Parts of line	1	1	1	倍率 Parts of line
组合 Code	2222100	2222200	2222210	组合 Code

起重性能表-平衡重后位

Lifting capacities with counterweight in the rear

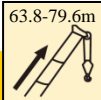
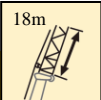

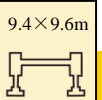

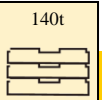

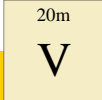
T 63.8~79.6m

	 63.8-79.6m	 24m	 40°	 9.4×9.6m	 360°	 140t	 SL	 20m V	
	63.8+27.4 m	69+27.4 m	74.3+27.4 m	79.6+27.4 m					
36	9.5							36	
38	9.5	10.0						38	
40	9.2	10.0	9.6					40	
42	9.0	9.5	9.4					42	
44	8.8	9.5	9.4	6.4				44	
46	8.8	9.3	9.2	6.2				46	
48	8.6	9.1	9.2	6.0				48	
50	8.6	9.1	9.0	5.7				50	
52	8.6	8.9	8.8	5.5				52	
54	8.5	8.8	8.6	5.2				54	
56	8.5	8.8	8.3	4.8				56	
58	8.4	8.8	7.5	4.4				58	
60	8.3	8.6	7.3	4.0				60	
62	7.7	8.4	7.1	3.6				62	
64	7.5	8.2	7.0	3.2				64	
66	7.3	6.9	5.9	2.8				66	
68	7.1	6.8	5.7					68	
70	6.0	5.3	5.4					70	
72	5.2	4.6	4.7					72	
74	3.9	3.9	4.0					74	
76	2.7	3.3	3.4					76	
78	2.2	2.7	2.8					78	
80		2.1	2.2					80	
倍率 Parts of line	1	1	1	1				倍率 Parts of line	
组合 Code	2222100	2222200	2222210	2222220				组合 Code	

起重性能表-平衡重后位

Lifting capacities with counterweight in the rear


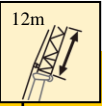
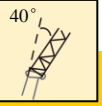
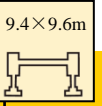

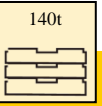
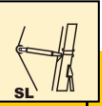
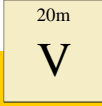
T 63.8~79.6m

	 63.8+27.4 m	 69+27.4 m	 74.3+27.4 m	 74.3+27.4 m	 74.3+27.4 m	 74.3+27.4 m	 79.6+27.4 m	 79.6+27.4 m	
30	12.9								30
32	12.7		13.7						32
34	12.7		13.2		13.5				34
36	12.2		13.1		13.4		9.0		36
38	12.2		12.9		13.2		8.8		38
40	12.2		12.6		12.7		8.5		40
42	12.1		12.4		12.4		8.1		42
44	12.1		12.3		12.1		7.8		44
46	12.1		12.1		11.7		7.5		46
48	12.1		12.0		11.3		7.2		48
50	11.9		11.5		11.1		7.0		50
52	11.6		11.3		10.9		6.7		52
54	11.2		10.9		10.6		6.4		54
56	11.0		10.6		10.0		6.2		56
58	10.7		10.2		8.9		6.0		58
60	10.3		10.0		8.7		5.8		60
62	9.3		9.4		8.5		5.6		62
64	8.0		8.2		7.5		5.2		64
66	6.8		7.2		5.8		4.9		66
68	5.7		5.5		5.0		4.6		68
70	4.8		4.7		4.3		4.2		70
72	3.8		3.4		3.6		3.8		72
74	3.1		2.8		3.0		3.1		74
76					2.4		2.5		76
倍率									倍率
Parts of line	1	2			2		1		Parts of line
组合									组合
Code	2222100	2222200			2222210		2222220		Code

起重性能表-平衡重后位

Lifting capacities with counterweight in the rear


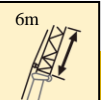
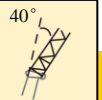
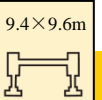
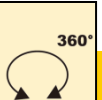
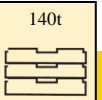
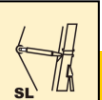
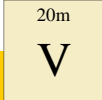
T 63.8~84.9m

	 63.8-84.9m	 12m	 40°	 9.4×9.6m	 360°	 140t	 SL	 20m V	
	63.8+27.4 m	69+27.4 m	74.3+27.4 m	79.6+27.4 m	84.9+27.4 m				
26	20.0								26
28	19.6	19.6							28
30	19.6	19.3	18.6						30
32	19.3	19.0	18.0						32
34	18.8	18.4	17.6	11.9					34
36	18.3	17.7	17.0	11.4	6.4				36
38	17.7	17.2	16.6	10.9	6.1				38
40	17.2	16.8	16.2	10.5	5.8				40
42	16.6	16.3	15.5	10.1	5.4				42
44	16.2	15.9	15.1	9.6	5.1				44
46	15.7	15.5	14.7	8.8	4.7				46
48	15.3	15.0	14.2	8.5	4.3				48
50	14.8	14.6	14.0	8.3	4.0				50
52	13.5	13.5	13.2	7.9	3.6				52
54	12.6	12.3	12.3	7.7	3.2				54
56	10.8	10.6	11.2	7.4	2.8				56
58	9.9	9.7	9.5	7.2					58
60	8.7	8.8	7.8	6.9					60
62	7.3	7.7	7.0	6.2					62
64	6.3	6.6	6.1	5.5					64
66	5.2	5.6	5.2	4.7					66
68	4.2	4.1	3.8	4.0					68
70	3.4	2.9	3.1	3.3					70
72	2.5	2.3	2.5	2.7					72
74				2.1					74
倍率									倍率
Parts of line	2	2	2	1	1				Parts of line
组合 Code	2222100	2222200	2222210	2222220	2222221				组合 Code

起重性能表-平衡重后位

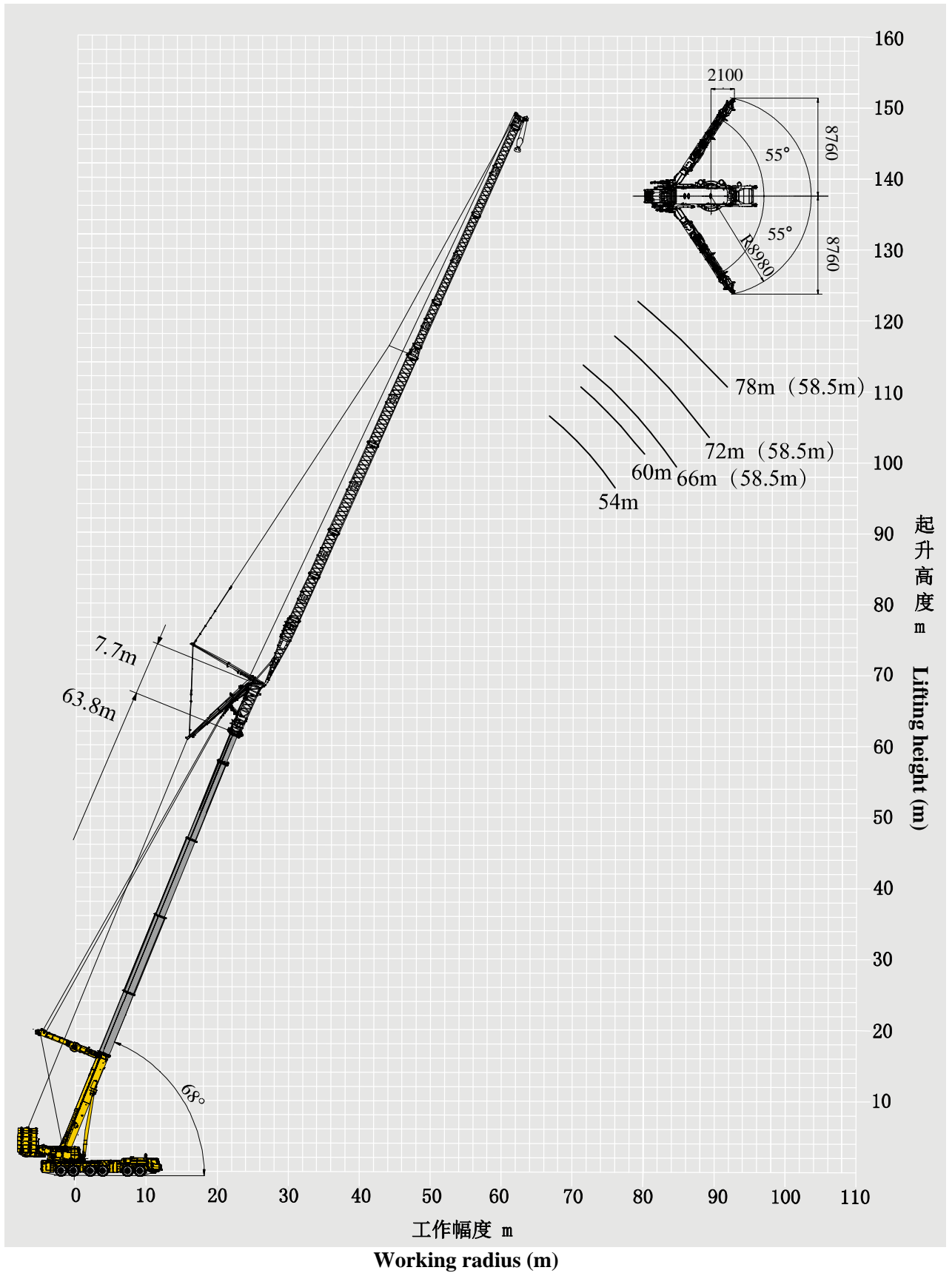
Lifting capacities with counterweight in the rear

T 63.8~84.9m

	 63.8-84.9m	 6m	 40°	 9.4×9.6m	 360°	 140t	 SL	 20m V	
	63.8+27.4 m	69+27.4 m	74.3+27.4 m	79.6+27.4 m	84.9+27.4 m				
22	26.8								22
24	26.4	26.2							24
26	25.9	25.8	25.5						26
28	25.5	25.4	25.1	16.9					28
30	25.1	25.1	24.7	16.1					30
32	24.7	25.1	24.3	15.4	9.4				32
34	24.6	24.7	23.9	14.7	8.9				34
36	24.3	23.9	23.1	14.2	8.4				36
38	23.4	23.2	22.2	13.6	8.1				38
40	21.6	21.6	21.1	13.1	7.7				40
42	19.8	19.8	19.4	12.5	7.4				42
44	18.0	18.0	17.6	12.1	7.1				44
46	16.2	16.2	15.8	11.7	6.7				46
48	14.4	14.4	14.1	11.2	6.4				48
50	13.5	13.5	13.2	10.3	6.0				50
52	11.7	11.7	12.3	9.6	5.6				52
54	10.8	10.6	10.6	8.2	5.2				54
56	9.4	9.4	9.5	7.5	5.0				56
58	8.2	8.2	8.3	6.8	4.7				58
60	6.8	7.0	6.5	5.9	4.3				60
62	5.6	6.0	5.6	5.1	4.1				62
64	4.6	4.9	4.7	4.3	3.7				64
66	3.6	4.0	3.4	3.6	3.5				66
68	2.7	2.8	2.7	2.9	3.2				68
70		2.0	2.0	2.2	2.5				70
倍率									倍率
Parts of line	3	2	2	2	1				Parts of line
组合 Code	2222100	2222200	2222210	2222220	2222221				组合 Code

起升高度曲线图
Lifting heights

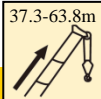
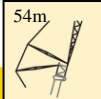
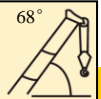
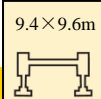

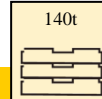
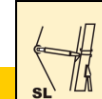


主臂+超起+变幅副臂+68°主臂仰角
Boom + super lift+ luffing jib + 68°boom angle



起重性能表-平衡重后位

Lifting capacities with counterweight in the rear

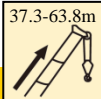
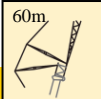

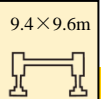

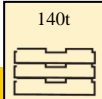
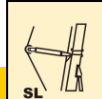


T 37.3~63.8m

	 37.3-63.8m	 54m	 68°	 9.4×9.6m	 360°	 140t	 SL	
	37.3+7.7 m	42.6+7.7 m	47.9+7.7 m	53.2+7.7 m	58.5+7.7 m	63.8+7.7 m		
48	20.7						48	
50	19.8						50	
52	18.9	17.1					52	
54	18.0	17.1	15.3				54	
56	16.2	15.3	14.5	12.8			56	
58	15.2	13.6	12.8	12.0			58	
60	13.5	12.8	11.3	10.5	10.1		60	
62	11.9	11.2	10.5	9.5	9.7		62	
64	11.1	9.8	9.1	9.1	8.7	8.1	64	
66	9.6	9.0	8.4	8.1	7.8	7.2	66	
68		7.7	7.2	7.2	6.9	6.3	68	
70			6.5	6.3	6.0	5.5	70	
72				5.5	4.7	4.0	72	
74					4.5	4.0	74	
76						3.7	76	
倍率 Parts of line	2	2	2	1	1	1	倍率 Parts of line	
组合 Code	1111000	2111000	2211000	2221000	2222000	2222100	组合 Code	

起重性能表-平衡重后位

Lifting capacities with counterweight in the rear

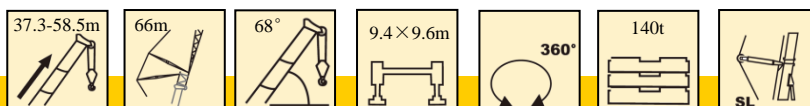
T 37.3~63.8m

	 37.3-63.8m	 60m	 68°	 9.4×9.6m	 360°	 140t	 SL	
	37.3+7.7 m	42.6+7.7 m	47.9+7.7 m	53.2+7.7 m	58.5+7.7 m	63.8+7.7 m		
54	18.0						54	
56	16.2	14.5					56	
58	14.4	13.6					58	
60	12.8	12.8	12.8				60	
62	12.2	11.4	11.2	11.1			62	
64	10.9	10.5	10.5	10.3	9.5		64	
66	9.6	9.1	9.1	9.0	8.6		66	
68	8.7	8.4	7.8	7.6	7.5	7.0	68	
70	7.5	7.2	7.2	7.1	6.9	6.6	70	
72	7.0	6.5	6.4	6.2	6.1	5.8	72	
74		6.0	5.5	6.2	5.7	5.3	74	
76			5.5	5.3	5.0	4.6	76	
78				5.1	4.4	4.0	78	
80						3.6	80	
倍率							倍率	
Parts of line	2	2	1	1	1	1	Parts of line	
组合 Code	1111000	2111000	2211000	2221000	2222000	2222100	组合 Code	

起重性能表-平衡重后位

Lifting capacities with counterweight in the rear

T 37.3~58.5m


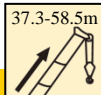
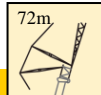
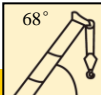
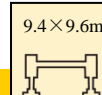

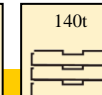
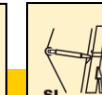



	37.3+7.7 m	42.6+7.7 m	47.9+7.7 m	53.2+7.7 m	58.5+7.7 m	
58	14.9					58
60	14.8	13.2				60
62	14.2	13.2				62
64	14.2	12.3	11.7			64
66	13.4	12.3	11.7	10.2		66
68	12.5	11.4	10.8	9.4	8.0	68
70	12.5	11.4	10.8	9.3	7.2	70
72	12.5	10.6	9.9	8.5	7.2	72
74	10.9	10.2	9.4	8.4	6.7	74
76	10.3	9.6	8.8	7.5	6.3	76
78	9.0	8.3	7.5	6.6	5.6	78
80		7.7	6.9	6.2	5.1	80
82			5.9	5.4	4.4	82
84				4.7	3.9	84
86					3.4	86
倍率 Parts of line	2	1	1	1	1	倍率 Parts of line
组合 Code	1111000	2111000	2211000	2221000	2222000	组合 Code

起重性能表-平衡重后位

Lifting capacities with counterweight in the rear

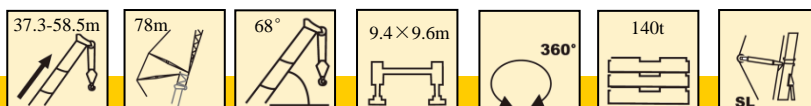
T 37.3~58.5m

	      					
	37.3+7.7 m	42.6+7.7 m	47.9+7.7 m	53.2+7.7 m	58.5+7.7 m	
62	12.9					62
64	12.7					64
66	12.5	11.7				66
68	12.0	11.7	10.8			68
70	12.0	10.8	9.9	8.5		70
72	11.6	10.8	9.9	8.4	6.8	72
74	11.6	9.9	9.0	8.1	6.3	74
76	10.1	9.4	8.5	7.7	6.1	76
78	9.5	8.8	7.9	6.9	5.9	78
80	8.2	7.5	6.8	6.1	5.2	80
82	7.6	7.0	6.3	5.3	4.6	82
84	7.1	6.4	5.7	4.9	4.1	84
86		5.4	4.8	4.2	3.5	86
88			4.4	3.9	3.1	88
90				3.3	2.6	90
92					2.5	92
倍率						倍率
Parts of line	1	1	1	1	1	Parts of line
组合 Code	1111000	2111000	2211000	2221000	2222000	组合 Code

起重性能表-平衡重后位

Lifting capacities with counterweight in the rear

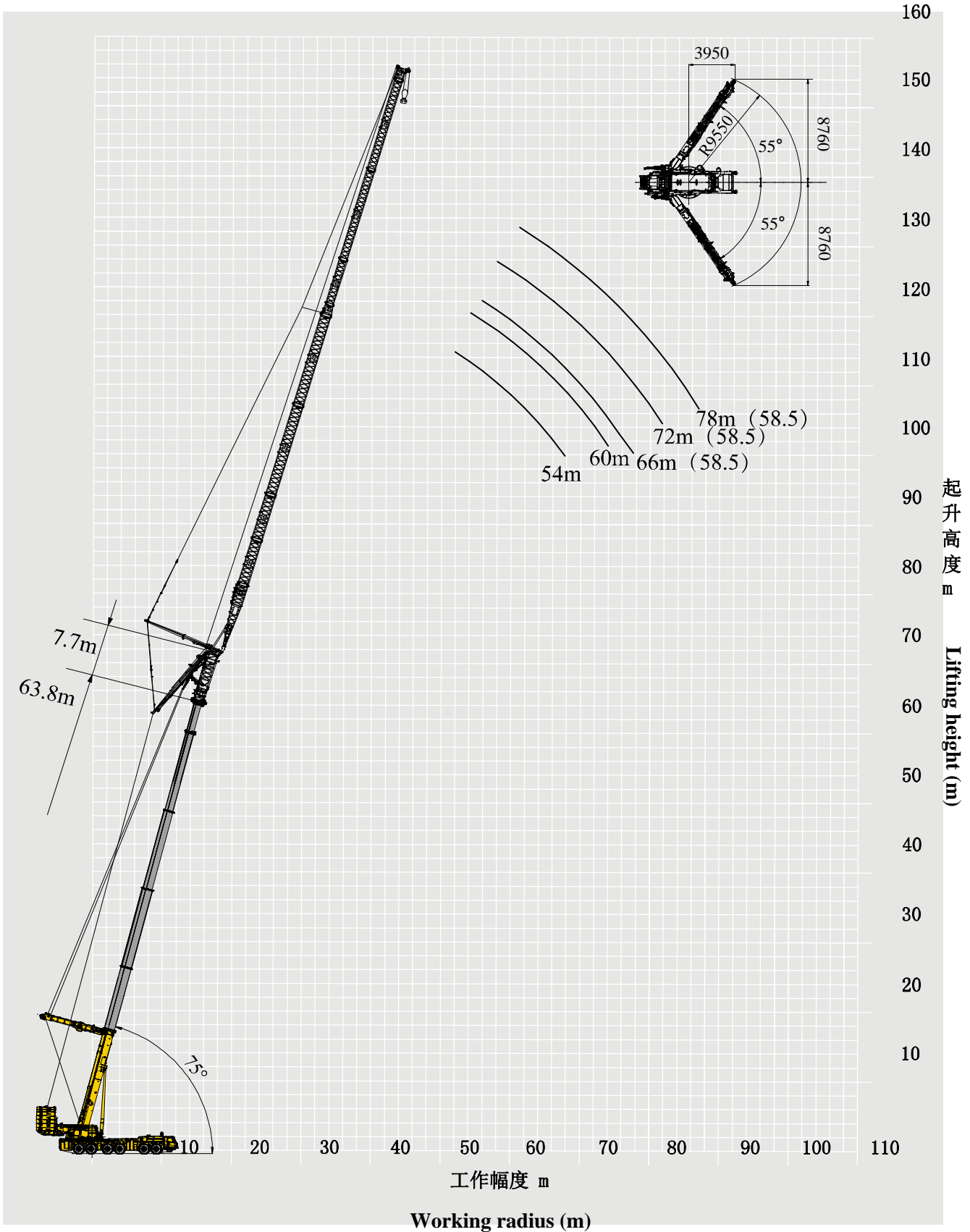
T 37.3~58.5m



	37.3+7.7 m	42.6+7.7 m	47.9+7.7 m	53.2+7.7 m	58.5+7.7 m	
66	10.6					66
68	10.4	10.2				68
70	10.3	10.1				70
72	10.2	9.7	8.8			72
74	10.1	9.7	8.8	7.7		74
76	9.4	9.4	8.4	7.5	5.6	76
78	8.7	8.0	7.2	6.4	5.6	78
80	8.1	7.5	6.8	5.8	4.8	80
82	6.9	6.3	6.1	5.1	4.2	82
84	6.4	5.9	5.2	4.6	3.9	84
86	5.9	5.4	4.8	4.0	3.2	86
88	4.9	4.4	4.1	3.4	2.8	88
90	4.5	4.0	3.5	3.0	2.4	90
92		3.9	3.5	2.8	2.3	92
94			3.3	2.8	2.1	94
96				2.5		96
倍率						倍率
Parts of line	1	1	1	1	1	Parts of line
组合 Code	1111000	2111000	2211000	2221000	2222000	组合 Code

起升高度曲线图
Lifting heights

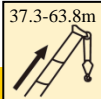
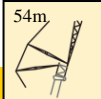

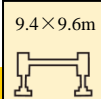

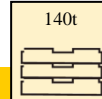
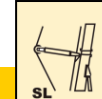


主臂+超起+变幅副臂+75°主臂仰角
Boom + super lift+ luffing jib + 75°boom angle



起重性能表-平衡重后位

Lifting capacities with counterweight in the rear




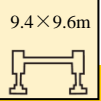

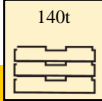
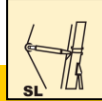


T 37.3~63.8m

	 37.3-63.8m	 54m	 75°	 9.4×9.6m	 360°	 140t	 SL	
								
	37.3+7.7 m	42.6+7.7 m	47.9+7.7 m	53.2+7.7 m	58.5+7.7 m	63.8+7.7 m		
38	23.5							38
40	23.1	23.0						40
42	22.4	22.1	22.1					42
44	21.7	21.5	21.2	19.9				44
46	21.3	21.1	20.8	19.5	17.8			46
48	20.8	20.5	20.1	19.1	17.4			48
50	20.4	20.0	19.7	18.5	16.8	16.0		50
52	20.4	19.5	19.3	17.9	16.0	15.2		52
54	19.0	18.7	17.9	17.0	15.7	14.6		54
56	17.6	16.8	16.0	16.0	15.0	14.0		56
58	16.5	15.8	15.0	14.3	13.5	12.5		58
60	14.7	14.0	13.3	12.6	12.0	11.1		60
62		12.4	11.7	11.6	10.8	9.8		62
64			10.8	10.2	9.5	8.7		64
66					8.4	7.7		66
68						6.7		68
倍率								倍率
Parts of line	2	2	2	2	2	2		Parts of line
组合 Code	1111000	2111000	2211000	2221000	2222000	2222100		组合 Code

起重性能表-平衡重后位

Lifting capacities with counterweight in the rear

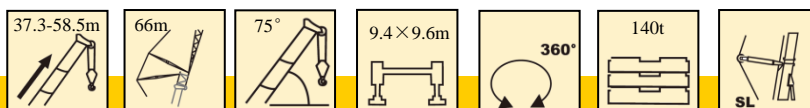
T 37.3~63.8m

	 37.3-63.8m	 60m	 75°	 9.4×9.6m	 360°	 140t	 SL	
								
	37.3+7.7 m	42.6+7.7 m	47.9+7.7 m	53.2+7.7 m	58.5+7.7 m	63.8+7.7 m		
42	19.1							42
44	18.7	18.6						44
46	18.5	18.4	18.3					46
48	18.2	18.1	17.9	17.2				48
50	18.0	17.9	17.5	16.8	15.2			50
52	17.7	17.5	17.0	16.4	14.8			52
54	16.5	16.2	15.6	15.6	14.4	14.0		54
56	15.4	15.1	14.7	14.6	14.2	13.6		56
58	14.3	14.0	13.7	13.4	13.0	12.2		58
60	13.1	13.1	12.2	12.0	11.8	11.0		60
62	12.0	12.0	11.4	11.1	10.4	9.6		62
64	10.7	10.6	9.9	9.6	9.2	8.4		64
66	9.2	9.2	9.1	8.8	8.2	7.3		66
68		8.5	7.9	7.5	7.1	6.3		68
70			7.5	7.5	6.9	6.2		70
72						6.0		72
倍率 Parts of line	2	2	2	2	2	2		倍率 Parts of line
组合 Code	1111000	2111000	2211000	2221000	2222000	2222100		组合 Code

起重性能表-平衡重后位

Lifting capacities with counterweight in the rear

T 37.3~58.5m

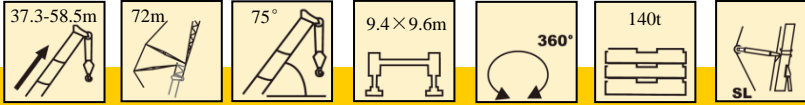


	37.3+7.7 m	42.6+7.7 m	47.9+7.7 m	53.2+7.7 m	58.5+7.7 m	
46	15.9					46
48	15.7	15.6				48
50	15.4	15.3	15.2			50
52	15.1	15.0	15.0	14.6		52
54	14.9	14.7	14.7	14.3	13.1	54
56	14.7	14.5	14.5	14.0	12.7	56
58	14.5	14.3	14.1	13.6	12.5	58
60	14.3	14.1	14.1	13.4	12.2	60
62	14.1	13.9	13.7	13.1	11.9	62
64	13.8	13.5	13.5	12.9	11.7	64
66	13.4	13.3	13.1	12.6	11.5	66
68	12.6	12.5	12.2	12.1	10.7	68
70	12.0	11.8	11.6	11.2	10.3	70
72	11.1	11.1	10.4	10.6	9.9	72
74		10.2	9.7	9.0	8.5	74
76			9.4	8.7	7.9	76
78					6.7	78
倍率						倍率
Parts of line	2	2	2	2	1	Parts of line
组合 Code	1111000	2111000	2211000	2221000	2222000	组合 Code

起重性能表-平衡重后位

Lifting capacities with counterweight in the rear

T 37.3~58.5m

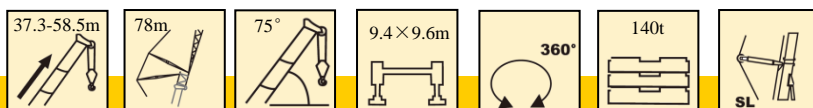


	37.3+7.7 m	42.6+7.7 m	47.9+7.7 m	53.2+7.7 m	58.5+7.7 m	
48	13.7					48
50	13.5					50
52	13.4	13.3	13.1			52
54	13.2	13.2	13.0	12.5		54
56	12.9	12.9	12.9	12.3	11.4	56
58	12.8	12.7	12.7	12.1	11.0	58
60	12.7	12.6	12.4	11.9	10.6	60
62	12.5	12.4	12.2	11.6	10.4	62
64	12.4	12.3	12.0	11.2	10.2	64
66	12.2	12.1	12.0	11.0	10.0	66
68	12.0	12.0	11.7	10.9	9.8	68
70	11.4	11.4	11.3	10.8	9.6	70
72	10.1	10.1	9.9	9.5	9.1	72
74	9.0	9.0	9.0	8.7	8.2	74
76	8.0	8.0	7.9	7.8	7.4	76
78	7.4	7.4	7.3	7.2	6.5	78
80		6.9	6.9	6.8	6.3	80
82				6.1	5.7	82
84					4.9	84
倍率 Parts of line	2	2	1	1	1	倍率 Parts of line
组合 Code	1111000	2111000	2211000	2221000	2222000	组合 Code

起重性能表-平衡重后位

Lifting capacities with counterweight in the rear

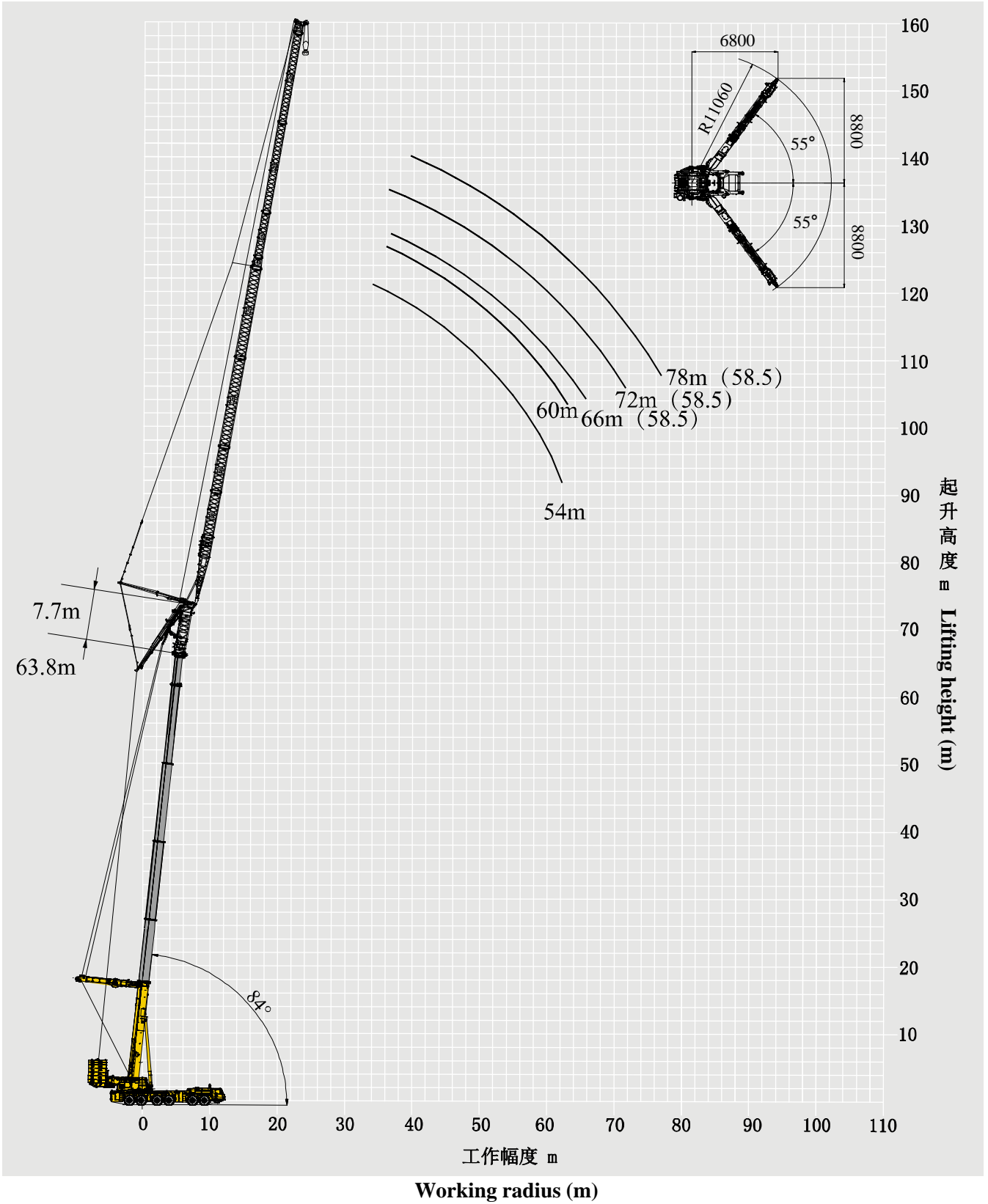
T 37.3~58.5m



	37.3+7.7 m	42.6+7.7 m	47.9+7.7 m	53.2+7.7 m	58.5+7.7 m	
52	11.0					52
54	10.9	10.8				54
56	10.8	10.7	10.6			56
58	10.7	10.7	10.5	10.0		58
60	10.6	10.6	10.4	9.9	9.2	60
62	10.6	10.5	10.3	9.9	9.1	62
64	10.4	10.3	10.1	9.8	9.0	64
66	10.2	10.2	10.1	9.7	8.8	66
68	10.1	10.1	10.0	9.5	8.6	68
70	9.5	9.4	9.3	9.0	8.5	70
72	8.8	8.8	8.7	8.3	8.4	72
74	8.1	8.0	7.9	7.7	7.7	74
76	7.5	7.4	7.3	7.0	6.7	76
78	6.8	6.7	6.6	6.4	6.0	78
80	6.1	5.9	5.8	5.6	5.3	80
82	5.4	5.3	5.2	5.1	4.6	82
84		5.2	5.1	4.8	4.4	84
86		5.0	4.9	4.8	4.3	86
88				4.6	4.1	88
90					3.9	90
倍率 Parts of line	1	1	1	1	1	倍率 Parts of line
组合 Code	1111000	2111000	2211000	2221000	2222000	组合 Code

起升高度曲线图
Lifting heights


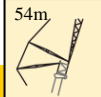

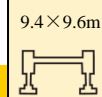

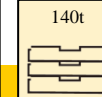
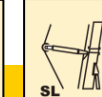


主臂+超起+变幅副臂+84°主臂仰角
Boom + super lift+ luffing jib + 84°boom angle



起重性能表-平衡重后位

Lifting capacities with counterweight in the rear


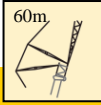
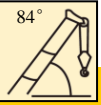
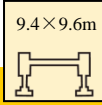

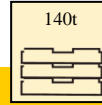
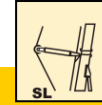


T 37.3~63.8m

	 37.3-63.8m	 54m	 84°	 9.4×9.6m	 360°	 140t	 SL	
	 37.3+7.7 m	42.6+7.7 m	47.9+7.7 m	53.2+7.7 m	58.5+7.7 m	63.8+7.7 m		
24	25.6						24	
26	25.3	25.2					26	
28	24.7	24.6	24.6				28	
30	24.2	24.1	24.1	22.6			30	
32	23.6	23.4	23.4	22.2	21.5		32	
34	23.2	23.0	22.8	21.8	21.2	19.3	34	
36	22.7	22.5	22.3	21.4	20.8	19.0	36	
38	22.3	22.1	21.9	21.0	20.3	18.6	38	
40	21.8	21.7	21.5	20.5	19.9	18.2	40	
42	21.4	21.2	21.1	20.3	19.5	17.8	42	
44	20.9	20.8	20.8	19.9	19.2	17.4	44	
46	20.5	20.5	20.4	19.9	19.0	17.1	46	
48	20.2	20.1	20.0	19.5	18.9	17.0	48	
50	18.3	18.3	18.1	17.9	16.6	15.6	50	
52	16.9	16.8	16.7	16.6	15.4	14.5	52	
54	15.3	15.3	15.1	14.9	14.3	13.4	54	
56				14.0	13.1	12.4	56	
58					10.6	10.4	58	
倍率							倍率	
Parts of line	2	2	2	2	2	2	Parts of line	
组合 Code	1111000	2111000	2211000	2221000	2222000	2222100	组合 Code	

起重性能表-平衡重后位

Lifting capacities with counterweight in the rear

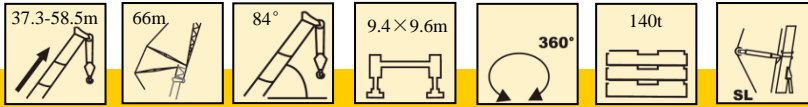
T 37.3~63.8m

	 37.3-63.8m	 60m	 84°	 9.4×9.6m	 360°	 140t	 SL	
	37.3+7.7 m	42.6+7.7 m	47.9+7.7 m	53.2+7.7 m	58.5+7.7 m	63.8+7.7 m		
26	21.2						26	
28	20.7						28	
30	20.3	20.2	20.2	18.8			30	
32	19.6	19.3	19.2	18.7	18.4		32	
34	19.2	19.1	18.8	18.4	18.1	16.8	34	
36	18.9	18.7	18.5	18.1	17.9	16.7	36	
38	18.6	18.5	18.3	17.8	17.6	16.3	38	
40	18.4	18.1	18.0	17.6	17.3	15.9	40	
42	18.0	17.8	17.6	17.3	17.0	15.7	42	
44	17.8	17.6	17.4	17.1	16.7	15.4	44	
46	17.6	17.4	17.2	16.9	16.5	15.1	46	
48	17.3	17.2	17.0	16.7	16.3	14.9	48	
50	16.0	16.0	15.8	15.5	15.2	13.8	50	
52	14.8	14.8	14.6	14.4	14.2	12.7	52	
54	13.9	13.7	13.5	13.2	13.0	11.8	54	
56	12.7	12.6	12.4	12.1	11.9	10.8	56	
58	11.4	11.4	11.4	11.0	10.9	9.8	58	
60	9.9	9.9	9.8	9.8	9.5	8.9	60	
62				9.3	9.0	8.9	62	
倍率							倍率	
Parts of line	2	2	2	2	2	2	Parts of line	
组合 Code	1111000	2111000	2211000	2221000	2222000	2222100	组合 Code	

起重性能表-平衡重后位

Lifting capacities with counterweight in the rear

T 37.3~58.5m

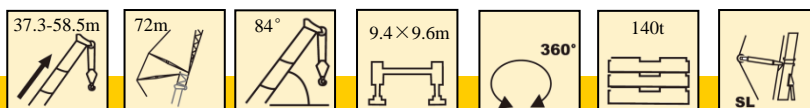


	37.3+7.7 m	42.6+7.7 m	47.9+7.7 m	53.2+7.7 m	58.5+7.7 m	
28	17.9	17.6				28
30	17.5	17.2	16.9			30
32	17.1	17.0	16.7	15.9		32
34	16.7	16.6	16.5	15.8		34
36	16.3	16.3	16.2	15.7	15.4	36
38	16.1	16.0	16.0	15.5	15.3	38
40	15.8	15.7	15.7	15.2	15.2	40
42	15.5	15.4	15.4	15.0	15.0	42
44	15.2	15.1	15.1	14.7	14.8	44
46	15.0	14.9	14.8	14.5	14.6	46
48	14.8	14.7	14.6	14.3	14.3	48
50	14.5	14.5	14.4	14.0	14.1	50
52	14.3	14.3	14.2	13.8	13.9	52
54	14.2	14.0	14.0	13.6	13.7	54
56	13.2	13.1	13.1	12.9	13.5	56
58	12.3	12.1	12.1	12.0	12.0	58
60	11.4	11.3	11.2	11.0	10.9	60
62	10.6	10.4	10.3	10.2	10.0	62
64	9.6	9.5	9.5	9.4	9.3	64
66	8.8	8.6	8.6	8.5	8.3	66
68				8.1	7.5	68
倍率						倍率
Parts of line	2	2	2	2	2	Parts of line
组合 Code	1111000	2111000	2211000	2221000	2222000	组合 Code

起重性能表-平衡重后位

Lifting capacities with counterweight in the rear

T 37.3~58.5m

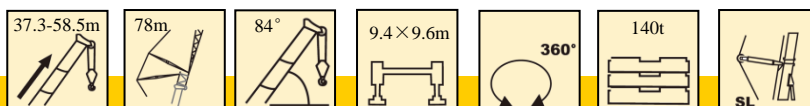


	37.3+7.7 m	42.6+7.7 m	47.9+7.7 m	53.2+7.7 m	58.5+7.7 m	
30	14.6					30
32	14.4	14.2	14.2			32
34	14.3	14.1	14.0	13.0		34
36	14.1	13.9	13.8	12.9	12.7	36
38	14.1	13.8	13.7	12.8	12.6	38
40	13.9	13.7	13.6	12.7	12.5	40
42	13.6	13.4	13.2	12.6	12.4	42
44	13.4	13.3	13.1	12.5	12.3	44
46	13.3	13.2	13.0	12.5	12.3	46
48	13.1	13.0	12.9	12.3	12.2	48
50	12.8	12.7	12.6	12.3	12.1	50
52	12.7	12.6	12.4	12.2	12.1	52
54	12.5	12.4	12.3	12.1	12.0	54
56	11.7	11.6	11.5	11.4	11.0	56
58	10.9	10.7	10.7	10.6	10.2	58
60	10.1	9.9	9.8	9.7	9.4	60
62	9.3	9.1	9.0	8.9	8.7	62
64	8.4	8.4	8.2	8.1	8.0	64
66	7.4	7.4	7.3	7.2	7.1	66
68	6.5	6.4	6.3	6.3	6.1	68
70	5.7	5.6	5.5	5.4	5.4	70
72	5.4	5.3	5.2	5.2	5.1	72
74				5.0	4.9	74
倍率						倍率
Parts of line	2	2	2	1	1	Parts of line
组合 Code	1111000	2111000	2211000	2221000	2222000	组合 Code

起重性能表-平衡重后位

Lifting capacities with counterweight in the rear

T 37.3~58.5m



	37.3+7.7 m	42.6+7.7 m	47.9+7.7 m	53.2+7.7 m	58.5+7.7 m	
32	11.9					32
34	11.7	11.6	11.5			34
36	11.6	11.5	11.4	10.5		36
38	11.5	11.4	11.2	10.5		38
40	11.3	11.3	11.1	10.4	10.2	40
42	11.3	11.2	11.0	10.3	10.2	42
44	11.2	11.1	10.9	10.2	10.1	44
46	11.1	10.9	10.9	10.1	10.0	46
48	11.0	10.8	10.8	10.0	9.9	48
50	10.8	10.8	10.7	10.0	9.9	50
52	10.7	10.7	10.6	9.9	9.8	52
54	10.6	10.6	10.5	9.9	9.8	54
56	9.9	9.8	9.8	9.7	9.6	56
58	9.2	9.1	9.0	9.0	8.8	58
60	8.5	8.4	8.3	8.2	8.1	60
62	7.9	7.8	7.7	7.6	7.5	62
64	7.8	7.7	7.6	7.5	7.4	64
66	7.1	7.1	7.0	6.9	6.8	66
68	6.5	6.4	6.4	6.2	6.1	68
70	5.9	5.8	5.7	5.6	5.4	70
72	5.3	5.2	5.1	5.0	4.9	72
74	5.2	5.2	5.0	4.9	4.8	74
76	4.9	4.9	4.9	4.8	4.7	76
78	4.8	4.7	4.7	4.7	4.6	78
80					4.5	80
倍率						倍率
Parts of line	1	1	1	1	1	Parts of line
组合 Code	1111000	2111000	2211000	2221000	2222000	组合 Code

主要技术参数表

Table of main technical parameters

类别 Category	项目 Item	单位 Unit	参数 Parameter		
尺寸参数 Dimensions	外形尺寸 (长×宽×高) Dimensions (length × width × height)	mm	19953×3000×4125		
	轴距 Axle spacing	mm	1750+3500+1750+2370+1750		
	轮距 (前/后) Track (Front/ Rear)	mm	2530 (445/95R25)		
	前悬/后悬 Front/ Rear overhang	mm	3015/2816		
	前伸/后伸 Front/ Rear extension	mm	2548/454		
重量参数 Weight	最大允许总质量 Max. permissible weight	kg	116350		
	轴荷 Axle load	一轴 1 st axle	kg	19350	
		二轴 2 nd axle	kg	19400	
		三轴 3 rd axle	kg	19800	
		四轴 4 th axle	kg	19600	
		五轴 5 th axle	kg	19350	
		六轴 6 th axle	kg	18850	
动力参数 Power	发动机型号 Engine model	—	(底盘Chassis) WP15H660E61	(上车Superstructure) WP7G300E473	
	额定功率/转速 Rated power/rpm	kW/ (r/min)	485/1800	221/2200	
	最大净功率/转速 Max. net power/rpm	kW/ (r/min)	480/1800	221/2200	
	最大输出扭矩/转速 Max. output torque/rpm	N.m/ (r/min)	3200/900-1400	1200 /1400 ~ 1600	
行驶参数 Travel	最高车速 Max. travel speed	km/h	20		
	最低稳定车速 Min. stable travel speed	km/h	2		
	最小转弯直径 Min. turning diameter	m	23.4		
	最小离地间隙 Min. ground clearance	mm	370		
	接近角 Approach angle	°	16		
	离去角 Departure angle	°	9		
	制动距离 (制动初速度为20 km/h) Braking distance (Initial speed at 20 km/h)	m	≤10		
	最大爬坡能力 Max. grade ability	%	23		
	百公里油耗 Fuel consumption per 100 km	L	105		
	噪音 Noise	加速行驶机外噪声 Exterior noise level when accelerating	dB(A)	—	
驾驶员耳旁噪声 Noise level at seated position		dB(A)	≤90		

主要技术参数表

Table of main technical parameters

类别 Category	项目 Item	单位 Unit	参数 Parameter		
主要性能参数 Main performance	最大额定总起重量 Max. total rated lifting capacity	t	600		
	最小额定工作幅度 Min. rated working radius	m	2.5		
	转台尾部回转半径 Turning radius at turntable tail	mm	8680		
	最大起重力矩 Max. load moment	基本臂 Base boom	kN.m	14700	
		最长主臂 Fully-extended boom	kN.m	7140	
	支腿跨距 Outrigger span	纵向 Longitudinal	m	9.4	
		横向 Lateral	m	9.6	
	起升高度 Lifting height	基本臂 Base boom	m	16.2	
		最长主臂 Fully-extended boom	m	96.6	
		最长主臂+副臂 Fully-extended boom + Jib	m	143	
	起重臂长度 Boom length	基本臂 Base boom	m	16.2	
		最长主臂 Fully-extended boom	m	96.6	
最长主臂+副臂 Fully-extended boom + Jib		m	138		
工作速度参数 Working speed	起重臂起臂时间 Boom raising time	s	≤130		
	起重臂全伸时间 Boom fully extending time	s	≤1550		
	最大回转速度 Max. slewing speed	r/min	0.85		
	支腿收放时间 Outrigger extending and retracting time	水平支腿 Outrigger beam	单侧收 Retracting (one side)	s	≤40
			单侧放 Extending (one side)	s	≤40
		垂直支腿 Outrigger jack	收 Retracting	s	≤90
			放 Extending	s	≤90
	起升速度 (单绳,第7层,空载) Lifting speed (single line, 7 th layer, no load)	主起升机构 Main winch	r/min	≥125	
起升速度 (单绳、最外层、空载) Lifting speed (single line, the outermost layer, no load)	变幅起升机构 Winch system for luffing jib	r/min	≥120		
噪声 Noise	机外辐射 Exterior noise level	dB (A)	≤108		
	司机位置处 Noise level at seated position	dB (A)	≤85		

符号标识

Description of symbols

常规标识

General symbols

	上车 Superstructure		底盘 Chassis
	起重能力 Lifting capacity		车桥 Axle
	吊臂长度 Boom length		行驶速度 Driving speed
	工作幅度 Working radius		爬坡能力 Grade ability
	吊臂仰角 Boom angle		轮胎 Tires
	主臂起升高度 Boom lifting height		支腿 Outriggers
	固定副臂长度 Fixed jib length		吊钩 Hook block
	副臂安装角 Jib offset angle		平衡重 Counterweight
	副臂起升高度 Jib lifting height		卷扬 Winch
	独立臂头或风电臂 Independent jib head /Wind power jib		360°全回转 360° operation of the boom
	变幅副臂 Luffing jib		超起 Super lift
	加长节 Extension		

注意事项

Notes

1. 本手册仅供参考，所有信息均仅供说明，不应依赖它去操作起重机，起重机的正确操作说明请参见操作手册和额定起重量手册
2. 表中所列起重量单位均为公吨 (t)，是当前臂长及幅度下，起重机在稳固、水平表面上能够保证的最大总起重量，包括吊钩和吊具的重量，吊重时必须减去上述装置的重置。
3. 表中的工作幅度为起吊重物离地时起重物到起重机回转轴线的水平距离。
4. 应按主臂仰角范围作业，即使是空载，也不应使主臂仰角处于范围外。
5. 只允许在5级（瞬时风速14.1m/s，风压125N/m²）风以下进行作业。

1. The manual is intended as reference only. See Operation Manual and Rated Lifting Capacity Manual for correct operation instructions.
2. The total rated loads given in the rated load charts are the maximum lifting capacity (in metric ton) under corresponding boom length and radius when the crane is set up on firm and level ground, which includes the weight of the hook block and slings. The weight of above-mentioned devices should be deducted from the rated lifting load.
3. The working radius shown in the rated load charts is the horizontal distance between the load and slewing axis of crane when the load is lifted off the ground.
4. Observe the boom angle limit. Never operate the crane with the boom angle beyond the recommended limit even if a load is not being carried.
5. A lifting operation is permissible only when the wind force is below grade 5 (instantaneous wind speed is 14.1 m/s, wind pressure is 125 N/m²).



地址：江苏省徐州市经济技术开发区高新路68号
Add: No. 68 Gaoxin Road, Economic and Technological
Development Zone, Xuzhou, Jiangsu, China
电话(Tel): +86-516-83462242/83462350
质量监督电话(Quality Inquiry Tel): +86-516-87888268
备件电话(Spare Parts Tel): +86-516-83461542
邮编(Post Code): 221004
网址(Web): www.xcmg.com/qizhongji

服务热线 Service Tel

400-110-9999

400-001-5678



本印刷品不属于合同。出于产品不断改进的需要，我们保留对产品型号、参数、配置进行变更的权利，恕不另行通知。图片仅供参考，具体产品以实物为准。图片中产品可能并非标准配置，部分部件可能需要另行购置。办理牌照和上路行驶需遵守当地法规。

This print does not belong to the contract. We reserve the right to modify the design (such as product model, parameters and configuration) without notice for improvement. The pictures are just for reference. The product in the picture may not be standard configuration. Some parts need to be purchased separately. Conform to the local laws for license application and road traveling.