

专业制造 真诚服务
SPECIALIZED MANUFACTURING WARMHEARTED SERVICE


SMT
SMQ600A
伸缩臂式履带起重机
TELESCOPIC CRAWLER CRANE

本产品图册所包含的图片及数据会随着产品的不断升级而改变，请以实际产品为准。

Pictures and data in this catalog change with upgrade and modification of products, so please according to real vehicle.



■ 地址：合肥经济技术开发区繁华大道240号
ADD: No.240, Fanhua Road, Hefei Economic-Technological Development Zone
■ 电话：+86-0551-2205777 ■ 传真：+86-0551-2205845
TEL: TEL: FAX: FAX:
■ 电邮：smarter@188.com ■ 邮编：230601
E-mail: E-mail: P.C.: P.C.:
■ 网址：www.chinasmarter.com
Http: Http:

合肥神马科技股份有限公司
HEFEI SMARTER TECHNOLOGY CO.,LTD



伸缩臂式履带起重机
TELESCOPIC CRAWLER CRANE
SMQ600A



60T

主要技术参数 Technical Data

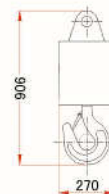
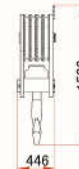
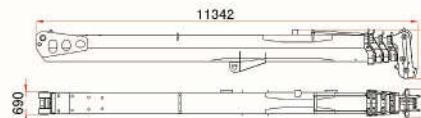
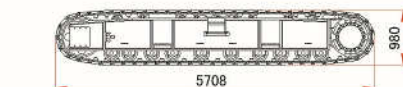
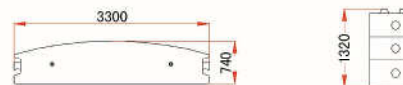
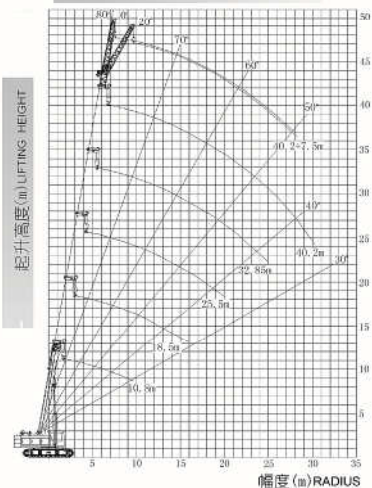
项目 Item	单位 Unit	数值 Data		
最大额定起重量 Max. lifting capacity	t	60		
主臂长度 Boom	m	10.8 - 40.2		
副臂长度 Jib	m	7.5		
主臂+副臂最大长度 Max. length of boom plus jib	m	40.2+7.5		
起重臂变幅角度 Boom angle	°	-2~80		
工作速度 Working speed	钢绳速度 Rope speed	提升 Hoist	m/min	130
		下降 Lower	m/min	130
	回转速度 Swing	r/min	0~1.8	
	行走速度 Travel	Km/h	0~2.4	
主提升倍率 Max. multiplying			12	
单绳最大拉力 Maximum tension of the rope	t	6		
爬坡能力 Grade ability	%	40		
发动机额定输出功率/转速 Engine power/ speed	Kw/rpm	155/2300		
整机质量 Weight of whole machine	t	62 (含配重) Including Counterweight		
配重质量 Counter weight	t	18		
外形尺寸 Overall dimensions	mm	13914 × 4760 × 3020		
接地比压 Ground pressure	Kg/cm ²	0.72		



固定副臂工况载荷表 Load Chart(Jib)

角度 Angle	0°	20°
80°	3.6	3.2
78°	3.2	2.8
76°	2.8	2.5
74°	2.5	2.1
72°	2.3	1.8
70°	2.1	1.6
68°	1.9	1.5
66°	1.7	1.4
64°	1.4	1.2
62°	1.2	1
60°	1	0.8
倍率 Multiplying	1	1

起升高度曲线(m) LIFTING HEIGHT CURVE



配重	X3
长	3300mm
宽	740mm
高	1328mm
重量	18000kg

履带架	X2
长	5708mm
宽	972mm
高	990mm
重量	6750kg

臂架总成	X1
长	11342mm
宽	850mm
高	1451mm
重量	10300kg

50吨钩	X1
长	1508mm
宽	446mm
高	560mm
重量	575kg

5吨吊钩	X1
长	906mm
宽	270mm
高	270mm
重量	140kg

■ 潍柴WP6.210型发动机
Heavy Duty Truck Weichai Engine WP6.210

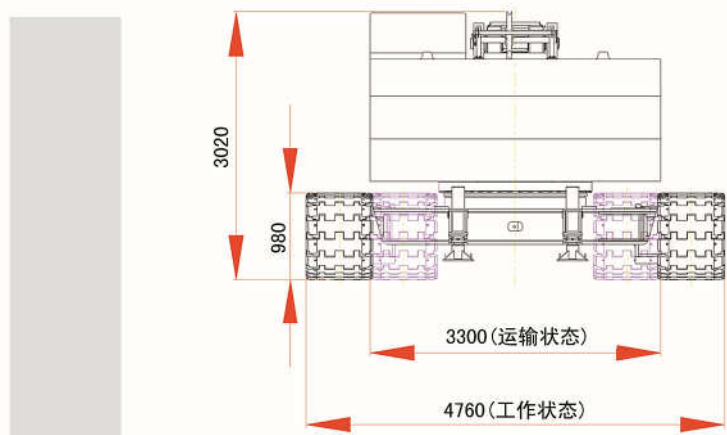
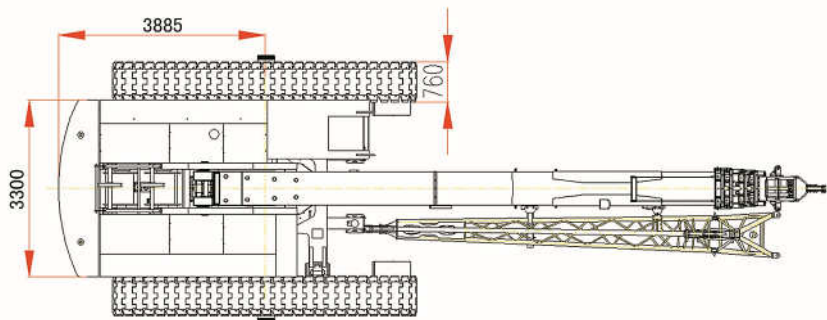
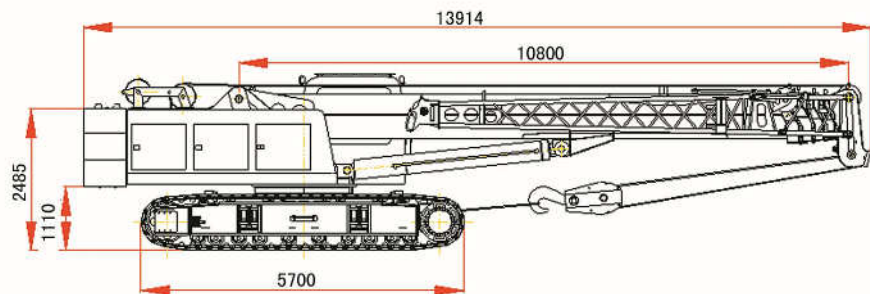




伸缩式履带起重机
TELESCOPIC CRAWLER CRANE
SMQ600A



60T



载荷表说明 Notes for load chart

1. 本起重机符合 GB3811-2008 标准。
 2. 载荷表所表示的额定总载荷值为水平坚硬地面上,理想作业条件的最大允许值。
 3. 载荷表所示的值以吨为单位,其值包括吊钩、吊具等自重。吊钩重量: 60t 吊钩 - 0.616t
5t 吊钩 - 0.11t
 4. 配重重量为 18t。
 5. 主臂最大工作角度 80°。
 6. 起重机主臂操作允许的最高风速为 10 m/s。
 7. 侧面时稳定值最小。
1. Loading capacity accords with GB3811-2008.
 2. Rated load in the chart is based on the circumstance that the crane works on the level and firm ground with the maximum permissible value under the ideal working conditions.
 3. The unit in the chart is ton, and the value consists of hook and cargo sling. Weight of hook: 60t hook- 0.616 t
5t hook- 0.11t
 4. The counterweight is 18t.
 5. Max. boom hoist angle is 80°.
 6. Max. permissible wind speed for the operation of crane boom is 10 m/s.
 7. The minimum stable rated value is over the side.



主臂工况载荷表 Load Chart(Boom)

幅度(m) Range	主臂长度 BOOM				
	10.8	18.15	25.5	32.85	40.2
3	60				
3.5	54	31			
4	46	31			
4.5	38	30	20		
5	31.5	28	20		
5.5	27	27	19		
6	23.5	23.5	18.5	13.5	
6.5	20.5	20.5	17.5	13.5	
7	18.5	18.5	16.5	13	8.3
7.5	16.5	16.5	15.5	12.5	8.3
8	15	15	14.5	12	8.3
9		12.6	12.5	10.5	8
10		10.5	10.5	9.5	7.6
11		9.2	9.3	8.6	7
12		8.1	8.1	7.6	6.5
13		7.1	7.1	7	6
14		6.2	6.3	6.3	5.6
15		5.5	5.6	5.6	5.2
16			5	5	4.9
17			4.5	4.5	4.5
18			4	4.1	4.1
19			3.6	3.7	3.7
20			3.3	3.3	3.3
21			3	3	3
22				2.7	2.7
23				2.4	2.5
24				2.2	2.2
25				2	2
26				1.8	1.8
27				1.6	1.6
28					1.4
29					1.3
30					1.1
31					1
32					0.92
33					0.8
34					0.69
倍率 Multiplying	12	8	6	4	4



伸缩臂式履带起重机
TELESCOPIC CRAWLER CRANE
SMQ600A



60T

专业制造 真诚服务

SPECIALIZED MANUFACTURING WARMHEARTED SERVICE



伸缩臂式履带起重机功能简介

伸缩臂式履带起重机是我公司与大连理工大学合作开发的新一代系列产品。该机为国内填补空白产品，技术先进，性能卓越，是现代吊装工程理想的作业施工设备。

本机同时兼备汽车吊无需拆卸臂架及履带吊可带载行走的优点，又具有适应各种工作场地的履带底盘，其履带可以降低对地面的压强，可以更接近吊装载荷，其伸缩臂的灵活性使起重机可以通过较低的空间，主要应用在桥梁下、隧道内等高度受限以及建筑工地内转场频繁的非路面工作场合。因而，伸缩臂履带起重机经常可以代替吨位大得多的轮式起重机和桁架臂履带起重机。本机还具有液压伸缩的履带跨距，收回时便于运输，而伸出时能提高起重机的稳定性能。

Function Introduction of Telescopic Crawler Crane

Telescopic Crawler Crane is a kind of new generation products, which is developed by our company and Dalian University of Technology. Our advanced and excellent-performanced Telescopic Crawler Crane fills the gap in domestic market, and will be an ideal lifting equipment at present.

This machine combines the advantages of autocrane working without boom-disassembling and crawler crane working with load. The track chassis can be used in various working fields, with lower pressure to ground, more close to lifting load. The machine can pass through lower height for its flexible telescopic boom, usually as the replacement of autocrane and truss boom crawler crane with much larger tonnages. It is mainly applied to such following fields, such as under-bridge, inner-tunnel and other height restrained off streets area or frequent shifting yard. This machine also has the track span of hydraulic telescopic crane, with the advantages of convenient transportation, when retracting and stable performance when extending.