

运输单元 Packing list

序号 No.	名称 Description	形状 Sketch	长 L(m)	宽 B(m)	高 H(m)	单件重量 Weight per piece(t)	数量 Nb.
7	臂节 VII Jib Section VII		10.85	1.76	1.56	1.71	1
8	回转塔身 Slewing Mast		1.995	1.8	2.04	1.2	1
9	吊钩 Hook		2.07	0.26	0.75	0.5	1
10	滑轮组 Pulley Assembly		1.14	0.61	0.575	0.12	1
11	回转总成 Slewing Unit		2.97	2.77	2.595	7.198	1
12	平衡臂结构 Counter Jib Structure		8.12	1.95	0.96	3.873	1
13	平衡臂下撑杆 Counter Jib Under Stay		4.198	1.83	0.25	0.657	1
14	平衡重2t Ballast 2t		2.5	1.38	0.26	2	
15	平衡重3t Ballast 3t		3.6	1.38	0.26	3	
16	平衡重4t Ballast 4t		3.6	1.38	0.29	4	
17	平衡重4tA Ballast 4tA		3.6	1.38	0.29	4	
18	平衡重2.75t Ballast 2.75t		1.3	0.68	1.287	2.75	
19	变幅机构 Luffing Mechanism		2.632	1.685	1.52	3.51	1
20	起升机构 Hoisting Mechanism		3.796	2.372	1.772	7.216	1
21	司机室 Cabin		4.485	1.25	2.14	1.85	1
22	变幅拉杆 Luffing Tie Bar		5.42	0.85	0.14	1.01	1捆
23	固定支腿 anchor		0.5	0.5	2.215	0.406	4
24	基础节 Base Section		2.285	2.205	4.015	2.533	1
25	标准节 (A片) Tower Section(Piece A)		4.015	1.982	0.355	0.671	12
26	标准节 (B片) Tower Section(Piece B)		4.015	1.982	0.355	0.668	12
27	标准节 (C片) Tower Section(Piece C)		4.015	1.982	0.355	0.606	12
28	标准节 (D片) Tower Section(Piece D)		4.015	1.982	0.355	0.604	12
29	内爬标准节 internal climbing Tower Section		4.015	2.343	2.283	2.976	12
30	内爬基础节 internal climbing Base Section		4.015	2.343	2.283	5.058	1
31	爬升架 Climbing Frame		9.71	2.764	3.1	4.937	1
32	顶升机构 Climbing Mechanism		2.08	2.905	0.274	1.252	1
33	前撑杆及滑轮组 (A字架) Frontal-up Stay Bar and Pulley block		1.979	0.754	2.45	0.736	1
34	前下撑杆 (A字架) Frontal-down Stay Bar		11.687	1.945	0.500	2.125	1
35	后撑杆 (A字架) Back Stay Bar		11.015	1.805	0.366	0.905	1
36	斜撑杆 (A字架) Diagonal stay		5.755	0.155	0.240	0.220	2
37	缓冲器 (A字架) Spring Buffer		3.605	1.890	0.316	0.410	1



微信二维码

ZOOMLION

国内服务热线: +86 400 887 7748

海外服务邮箱: service-hotline@zoomlion.com

<http://www.zoomlion.com>

<http://cs.zoomlion.com>

版权所有2013@中联重科, 保留所有权利,

中联重科保留更改产品设计与规格的权利, 届时恕不另行通知。

Copy right 2013@ZOOMLION, we reserve all the rights.

We reserve the right to change design and specification without notice.



动臂塔机

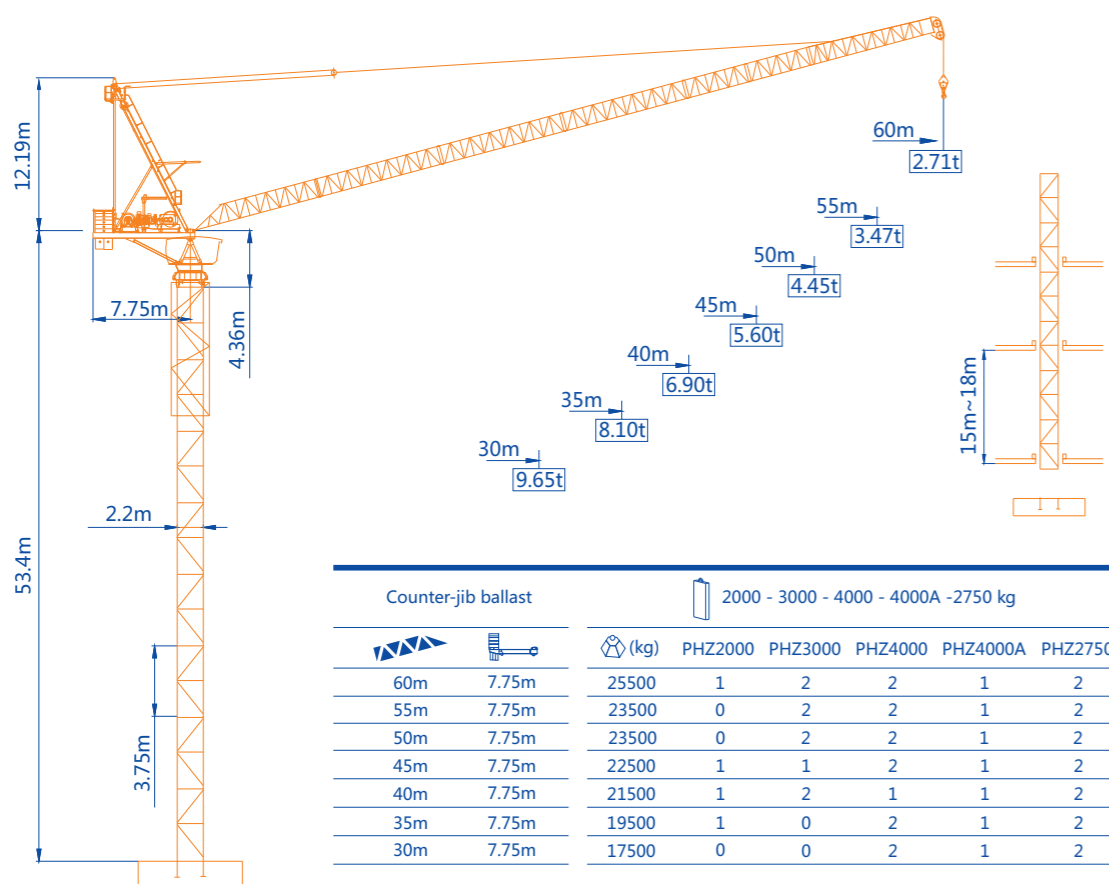
TWL320-20

LUFFING JIB TOWER CRANE

中联重科股份有限公司



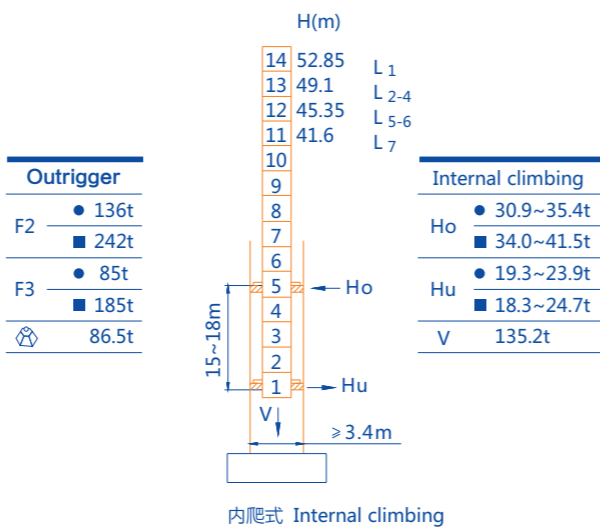
ZOOMLION



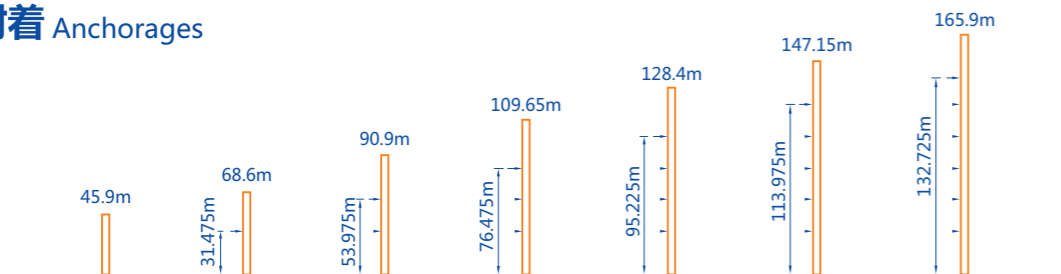
Counter-jib ballast		2000 - 3000 - 4000 - 4000A - 2750 kg					
R(m)	H(m)	(kg)	PHZ2000	PHZ3000	PHZ4000	PHZ4000A	PHZ2750
60m	7.75m	25500	1	2	2	1	2
55m	7.75m	23500	0	2	2	1	2
50m	7.75m	23500	0	2	2	1	2
45m	7.75m	22500	1	1	2	1	2
40m	7.75m	21500	1	2	1	1	2
35m	7.75m	19500	1	0	2	1	2
30m	7.75m	17500	0	0	2	1	2

C25 塔身 Masts 反力 Reactions

- 工作状态反力 Reactions in service
- 非工作状态反力 Reactions out of service
- ⊕ 独立高度、最大起重臂的自重 (不含平衡重、吊重) Total weight of max. free standing height, without counterweight&ballast



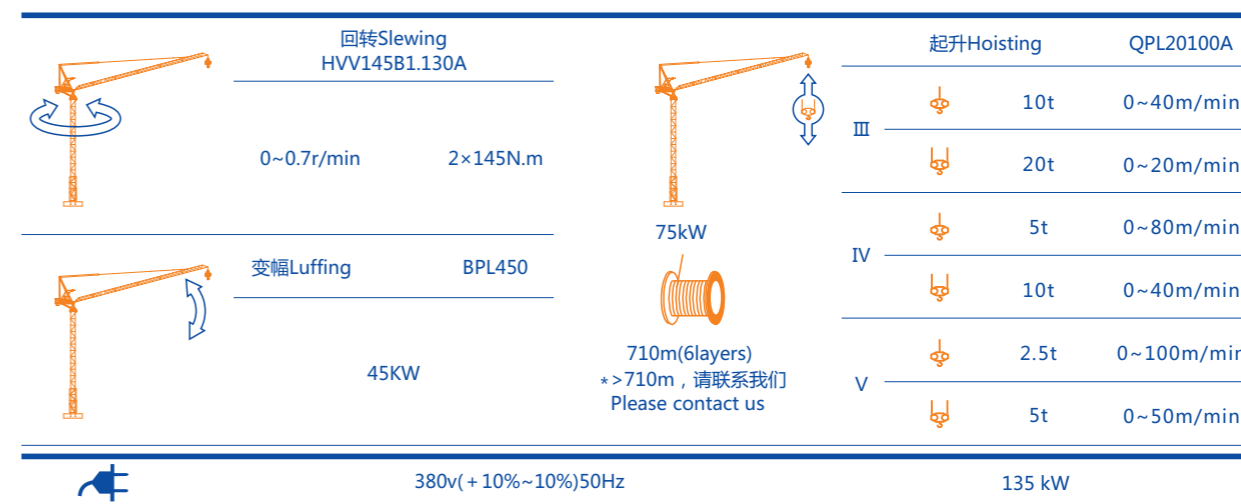
附着 Anchorages



起重特性 Load diagrams

R(m)	Max Capacity m/t	15	20	25	30	35	40	45	50	55	60
60	6.2—25.9m 10t	10.00	10.00	10.00	8.29	6.72	5.52	4.57	3.81	3.20	2.71
55	5.8—27.2m 10t	10.00	10.00	10.00	8.81	7.14	5.87	4.88	4.09	3.47	
50	5.3—28.0m 10t	10.00	10.00	10.00	9.18	7.49	6.21	5.22	4.45		
	5.1—13.9m 20t	19.08	14.10	10.91	8.72	7.11	5.89	4.97	4.32		
45	4.9—28.7m 10t	10.00	10.00	10.00	9.49	7.79	6.55	5.60			
	4.6—14.1m 20t	19.33	14.43	11.32	9.20	7.53	6.29	5.40			
40	4.5—28.9m 10t	10.00	10.00	10.00	9.60	8.01	6.85				
	4.2—14.6m 20t	19.85	14.81	11.63	9.45	7.89	6.78				
35	4.0—28.8m 10t	10.00	10.00	10.00	9.58	8.15					
	3.8—15.2m 20t	20.00	15.15	11.86	9.63	8.10					
30	3.6—29.3m 10t	10.00	10.00	10.00	9.75						
	3.3—16.0m 20t	20.00	15.46	11.88	9.55						

传动机构 Mechanisms



运输单元 Packing list

序号 No.	名称 Description	形状 Sketch	长 L(m)	宽 B(m)	高 H(m)	单件重量 Weight per piece(t)	数量 Nb.
1	臂节 I Jib Section I		10.645	1.76	1.56	2.33	1
2	臂节 II Jib Section II		10.23	1.76	1.56	1.27	1
3	臂节 III Jib Section III		10.23	1.76	1.56	1.13	1
4	臂节 IV Jib Section IV		10.23	1.76	1.56	1.04	1
5	臂节 V Jib Section V		5.22	1.76	1.56	0.59	1
6	臂节 VI Jib Section VI		5.22	1.76	1.56	0.61	1